




Removal

- 1 Drain coolant.
- 2 Remove partition center-top in engine compartment and, if installed, ABS-control unit.
- 3 Loosen hose clamps (53) and pull off hoses.




- 4 Separate electric plug connection (60).
- 5 Unscrew screws (58) and lift out recirculating pump (30) together with holder (59). Then remove holder (59) from recirculating pump.



Installation


6 Slip holder (59) on recirculating pump (30).



183-18755

7 Screw recirculating pump (30) with holder (59) to front wall.


8 Connect electric plug (60) and attach with clip.



183-18751/1

9 Plug-on hoses and attach by means of hose clamps (53).

10 Fill-in coolant and check cooling system for leaks.



183-18756

11 Install partition center-top in engine compartment and, if applicable, install ABS-control unit.

12 Check recirculating pump and automatic climate control for function.