



Removal


- 1 Drain coolant.
- 2 Disconnect battery.
- 3 Remove ABS-control unit.
- 4 Loosen hose clamps (53) and pull off hoses.



- 5 Pull 2-point plug (54) from monovalve (11).




- 6 Unscrew screws (55) and lift monovalve (11) from holder (56).




Installation


7 Screw monovalve (11) to holder (56) with screws (55).



8 Attach 2-point plug (54) to monovalve (11).



9 Plug hoses on monovalve (11) and attach by means of hose clamps (53).



10 Install ABS-control unit.

11 Connect battery.

12 Fill-in coolant and check cooling system for leaks.

13 Check automatic climate control for function.