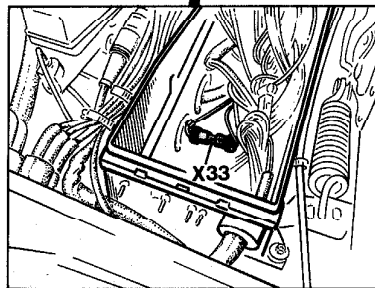

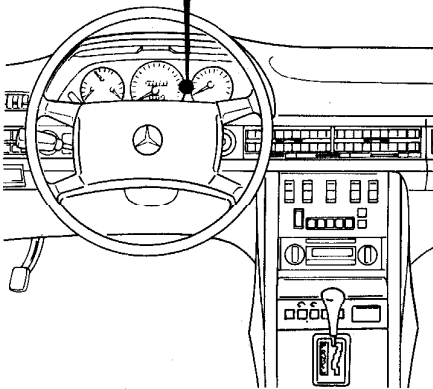
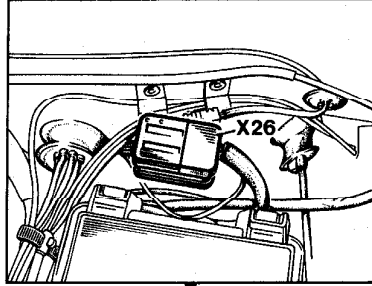
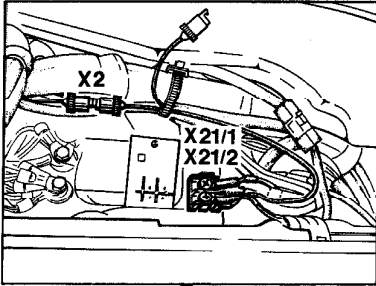


54-579 Connector locations (starting 09/85)

B. Model 126



1543-16016

- X2 Connector, electronic speedometer, 1-pole
- X21/1 Terminal block, stop lamp switch (USA) starting 1988
- X21/2 Terminal block, stop lamp switch/electronic speedometer except (USA) starting 1988
- X26 Plug connection, interior/engine (12-pin) (vehicles with engine 103 as of 09/86 until 09/87 and engine 603.97)
- X33 Connector CIS-E/cruise control, 1-pole (vehicles with engine 103 up to approx. 08/86)