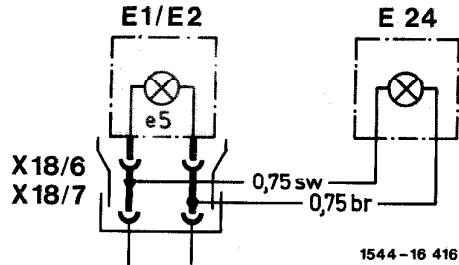


## 54-350 Wiring diagrams – Indicator lamp monitoring, 3rd brake lamp

**Auxiliary turn-signal lamps: Belgium (only with trailer), Denmark, England, Finland, Israel, Italy, Japan, Norway, Sweden**

- E1e5 Right turn-signal lamp
- E2e6 Left turn-signal lamp
- E24 Auxiliary turn-signal lamp
- X18/6 Connector, left auxiliary turn-signal lamp
- X18/7 Connector, right auxiliary turn-signal lamp



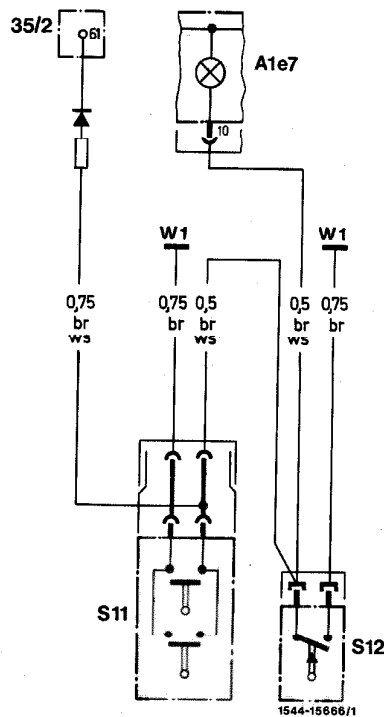
### Indicator lamp monitoring: Australia, (USA)

#### Special version 11.133

**Indicator lamp monitoring:** The parking brake and brake fluid indicator lamps are monitored by the generator via terminal 61.

The USA versions are monitored by the instrument cluster.

- A1e7 Brake fluid and parking brake indicator lamp
- S11 Brake fluid indicator switch
- S12 Parking brake indicator switch
- W1 Main ground (behind instrument cluster)
- X35/2 Terminal block, terminal 61 (brake fluid level indicator switch) Australia



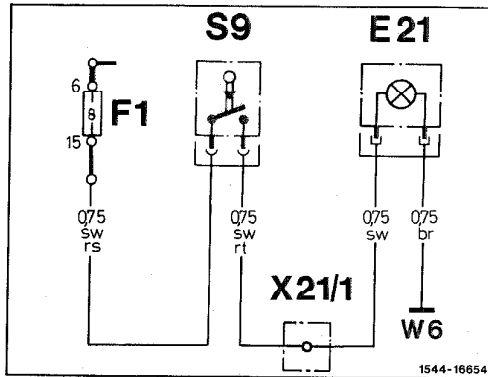
# 54-350 Wiring diagrams - Indicator lamp monitoring, 3rd brake lamp

## 3rd brake lamp: Australia/USA

Special version 056.668

### Australia

- E21 3rd brake lamp
- F1 Fuse and relay box
- S9 Brake light switch
- W6 Ground, trunk, left wheelhouse
- X21/1 Terminal block, brake light switch



### USA

- E21 3rd brake lamp
- N7 Bulb failure monitoring unit
- W6 Ground, trunk, left wheelhouse
- X18 Connector, interior/tail lamp wiring harness, 12-pole

