


## 54-330 R and R upper center console switches


switches of beam range regulation, dome lamp, horn, warning flasher, electric sliding roof, heater window, as well as of electric window regulator, seat heater, electrical mirror adjustment and are clipped to covers of center console by means of springs located on switches.



154-18007

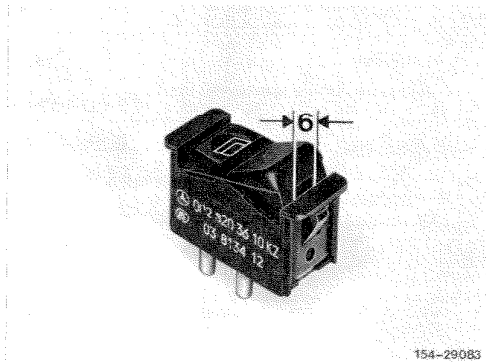
al

clip springs at bottom and top on switch by means of a flat, wedge-shaped tool and pull out



154-17972

approx. October 1982 the switch rockers were modified with cutouts at top and bottom. When the rocker is pushed, the cutout shows up at the top side.




154-29083

## 54-330 R and R upper center console switches

---

These switches can be pulled out by means of a screwdriver or hook (self-made from a 4 mm dia. welding wire).



2 Pull off electric connection and wire for indirect lighting of switch.

### Installation

---

3 For installation proceed vice versa.