


## 83-645 Removal and installation of temperature sensor for heat exchanger

### Data

Resistance at + 15 °C ambient temperature	15.7 ± 0.5 kΩ
+ 25 °C	10.0 ± 0.5 kΩ
+ 35 °C	6.5 ± 0.5 kΩ
+ 80 °C	1.5 ± 0.5 kΩ


### Removal

- 1 Remove radio.
- 2 Remove ashtray.
- 3 Pull 2-point plug from temperature sensor (6) and then pull temperature sensor out of heater box.



### Installation


- 4 Test temperature sensor (6) with ohmmeter. Then slip sensor into heater box and mount 2-point plug.
- 5 Install radio.
- 6 Install ashtray.
- 7 Check automatic climate control for function.



Temperature sensor up to 12/80

183-17666

**Note:** With modified temperature sensor (Fig.), starting 01/81 for heat exchanger note that the bent part is pointing to the right in relation to driving direction.



Temperature sensor starting 01/81

183-20562/1