


**Removal**

---

1 Raise hood to 90° position.


2 Raise cover cap on wiper arm left and right and remove nuts located below.

3 Raise wiper arms and detach. On the right hand side remove wiper blade beforehand (82-622).



4 Remove seal above wiper axle on left and right.


5 Remove rubber seal on firewall upward.




6 Press off clips for fixing cover above wiper motor.



7 Press out plastic clips on parting point of cover.




8 Remove rubber seal between cover and windshield.



9 Raise cover at front left and remove from windshield.

10 Raise cover at front right and detach from windshield.



### Installation

---

11 The parts are installed in the reverse sequence.