

40-0108 Snow chains

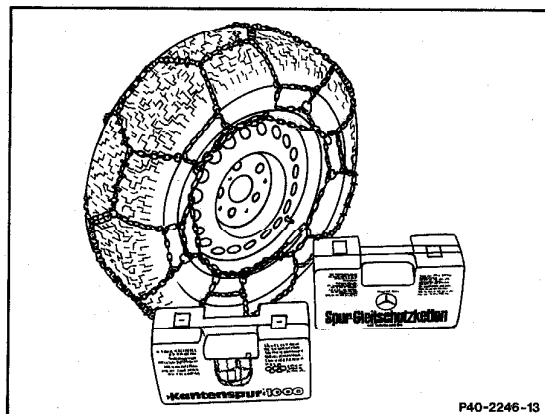
Remove wheel trim covers.

Retension snow chains after driving a short distance!

Do not exceed the maximum speed of 50 km/h with snow chains!

For safety reasons and to protect the chains, exercise restraint when driving on snow-free roads.

Recommended snow chains 1982



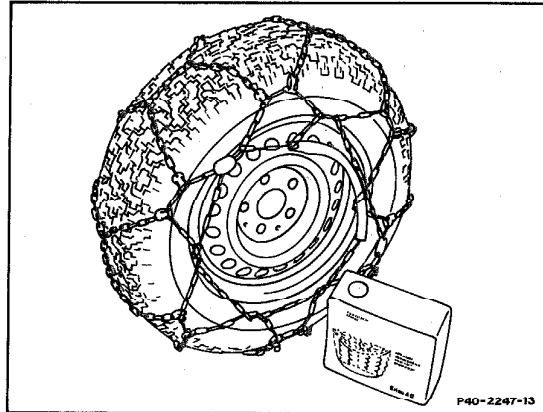
P40-2246-13
P40-2246-13

Mercedes-Benz snow chains with gripping studs

Tire size	Part no.	Code no. ¹⁾
175 R 14	000 583 66 16	07 325
185 R 14	000 583 68 16	17 328
195/70 R 14	000 583 89 16	16 327
205/70 R 14	000 583 81 16	16 329
215/70 R 14	000 583 88 16	16 331
185 R 15	000 583 88 16	16 331

¹⁾ Code number is stamped into the closing hook of the tension chain.

Additionally recommended snow chains 1982



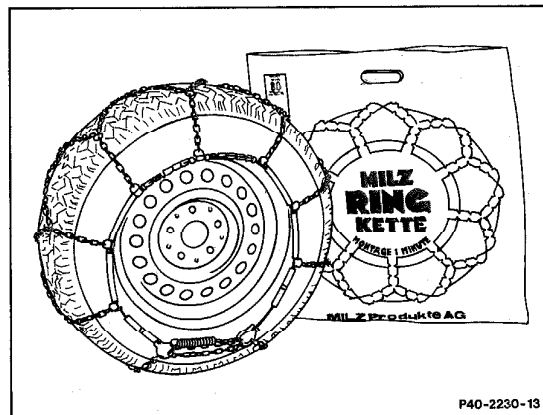
P40-2247-13

Erlau-Quadrat-m

Tire size	Code no. ¹⁾
175 R 14	417-048
185 R 14	417-056
195/70 R 14	417-059
205/70 R 14	417-057
215/70 R 14	417-054
185 R 15	417-061

Milz ring snow chain

Tire size	Without gripping studs Y-grip pattern Code no. ¹⁾	With gripping studs Y-super grip pattern Code no. ¹⁾
175/70 R 14	60 or 20 060	-
175 R 14	70. or 20 070	23 070
185 R 14 195/70 R 14	80 or 20 080	23 080
205/70 R 14	90 or 20 090	23 090
215/70 R 14	100 or 20 100	23 100
185 R 15	90 or 20 090	23 090
205/65 R 15	90 or 20 090	23 090



P40-2230-13

P40-2230-13

40-0108 Snow chains

RUD "anti-skid"

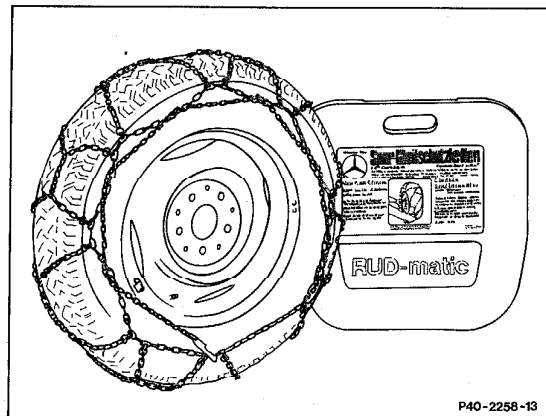
Tire size	Code no. 1)
175 R 14	07 125
185 R 14	17 128
195/70 R 14	16 127
205/70 R 14	16 129
215/70 R 14	16 131
185 R 15	16 131

1) Code number or part number is stamped into the closing hook of the tension chain or in the outer (red) steel cable ring.



P40-2257-13

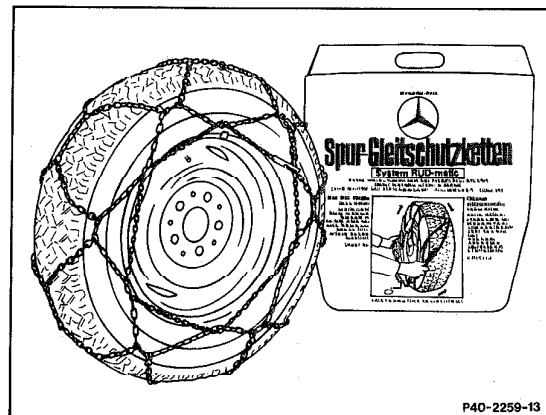
Recommended snow chains 1983



P40-2258-13

Mercedes-Benz snow chains with gripping studs system RUD-matic

Tire size	Part no.	Code no. 1)
175 R 14	123 583 00 16	46 325
185 R 14	107 583 00 16	46 328
195/70 R 14	107 583 00 16	46 328
205/70 R 14	126 583 00 16	46 329
215/70 R 14	116 583 00 16	46 331
185 R 15	116 583 00 16	46 331
205/65 R 15	107 583 01 16	46 384



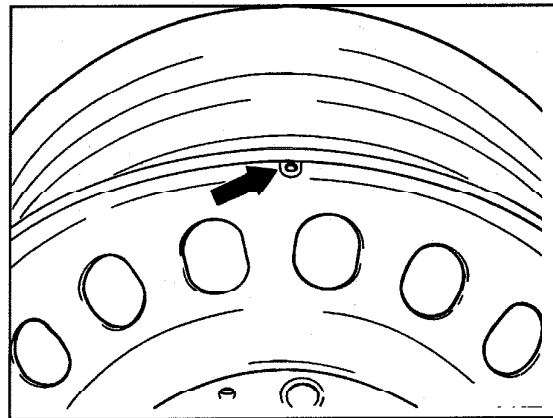
P40-2259-13

Mercedes-Benz snow chains without gripping studs system RUD-matic

Tire size	Commercial part no.	Code no. 1)
175/70 R 14	7 58 0265	44 320
175 R 14	7 58 0266	44 325
185 R 14	7 58 0267	44 328
195/70 R 14		

1) The code number is stamped into the closing hook of the tension chain.

Additionally recommended anti-skid chains 1983



P40-2216-13

Snow chain type RUD-matic

Tire size	Code no. 1)
175/70 R 14	46 120
175 R 14	46 125
185 R 14	46 128
195/70 R 14	
205/70 R 14	46 129
215/70 R 14	46 131
185 R 15	46 131
205/65 R 15	46 184

1) Part number is stamped into the closing hook of the tension chain.

40-0108 Snow chains

Recommended snow chains 1984/1985

Mercedes-Benz snow chains with gripping studs system RUD-matic

Tire size	Mercedes-Benz commercial part no.	MB part no.	Code no. 1)
175 R 14	7 58 0251	123 583 00 16	25
185 R 14 195/65 R 15 195/70 R 14	7 58 0258	124 583 00 16	82 2)
205/65 R 15	7 58 0255	107 583 01 16	84
205/70 R 14	7 58 0253	126 583 00 16	29
185 R 15 215/65 R 15 215/70 R 14	7 58 0254	116 583 00 16	31

Mercedes-Benz snow chains without gripping studs system RUD-matic

Tire size	Mercedes-Benz commercial part no.	Code no. 1)
175 R 14	7 58 0266	25
185 R 14 195/65 R 15 195/70 R 14	7 58 0268	82 2)

1) The code number is stamped into the closing hook of the tension chain.

2) The previous snow chain for tire sizes 195/70 R 14 and 185 R 14 (code number 28) can also be used.

Milz ring snow chains

Tire size	Mercedes-Benz commercial part no.	Code no. ¹⁾
175 R 14	7 58 0602	70
185/65 R 15		
205/55 R 15		
185 R 14	7 58 0603	80
195/65 R 15		
195/70 R 14		
185 R 15	7 58 0604	90
205/65 R 15		
205/70 R 14		

¹⁾ The code number is stamped into the red steel cable ring on the wheel outside.

Recommended snow chains 1986**Mercedes-Benz snow chains with gripping studs system RUD-matic**

Tire size	Mercedes-Benz commercial part no.	MB part no.	Code no. ¹⁾
175 R 14	7 58 0251	123 583 00 16	25
185 R 14	7 58 0258	124 583 00 16	82 ²⁾
195/70 R 14			
195/65 R 15			
205/60 R 15			
205/65 R 15	7 58 0255	107 583 01 16	84
215/60 R 15			
205/70 R 14	7 58 0253	126 583 00 16	29
185 R 15	7 58 0254	116 583 00 16	31
215/70 R 14			
215/65 R 15			

¹⁾ The code number is stamped into the closing hook of the tension chain.

²⁾ Previous snow chain for tire sizes 195/70 R 14 and 185 R 14 (code number 28) can also be used.

40-0108 Snow chains

Mercedes-Benz snow chains without gripping studs system RUD-matic

Tire size	Mercedes-Benz commercial part no.	Code no. ¹⁾
175 R 14	7 58 0266	25
185 R 14	7 58 0268	82 ²⁾
195/70 R 14		
195/65 R 15		
205/60 R 15		

1) The code number is stamped into the closing hook of the tension chain.

2) Previous snow chain for tire sizes 195/70 R 14 and 185 R 14 (code number 28) can also be used.

Erlau-Klick Super-V type 453 - snow chains

Tire size	Mercedes-Benz commercial part no.	Code no. ¹⁾
175 R 14	7 58 0702	448
185/65 R 15		
205/55 R 15		
185 R 14	7 58 0703	456
195/70 R 14		
195/65 R 15		
205/60 R 15		
185 R 15	7 58 0704	057
205/70 R 14		
205/65 R 15		
215/60 R 15		
215/70 R 14	7 58 0705	054
215/65 R 15		

1) The code number is stamped into the closing hook of the tension chain.

Milz ring snow chains

Tire size	Mercedes-Benz commercial part no.	Code no. ¹⁾
175 R 14 185/65 R 15 205/55 R 15	7 58 0602	70
185 R 14 195/70 R 14 195/65 R 15 205/60 R 15	7 58 0603	80
185 R 15 205/70 R 14 205/65 R 15 215/60 R 15	7 58 0604	90

1) The code number is stamped into the red steel cable ring on the wheel outside.

Recommended snow chains 1987**Mercedes-Benz snow chains with gripping studs system RUD-matic**

Tire size	Mercedes-Benz commercial part no.	Code no. ¹⁾
175 R 14 185/65 R 15	B6 7 58 0259	79 ²⁾
185 R 14 195/70 R 14 195/65 R 15	B6 7 58 0258	82 ²⁾
185 R 15 205/70 R 14 205/65 R 15	B6 7 58 0255	84 ²⁾
215/70 R 14 215/65 R 15	B6 7 58 0254	31

1) The code number is stamped into the closing hook of the tension chain.

2) Snow chains with the code numbers 79, 82, 84 (15" wheels) supersede the previous chains with the code numbers 25, 28, 29 (14" wheels). The snow chains for 14" wheels cannot be used for 15" wheels.

40-0108 Snow chains

Mercedes-Benz snow chains without gripping studs system RUD-matic

Tire size	Mercedes-Benz commercial part no.	Code no. 1)
175 R 14 185/65 R 15	B6 7 58 0269	79 ²⁾
185 R 14 195/70 R 14 195/65 R 15	B6 7 58 0268	82 ²⁾
185 R 15 205/70 R 14 205/65 R 15	B6 7 58 0295	84

- 1) The code number is stamped into the closing hook of the tension chain.
- 2) Snow chains with the code numbers 79, 82 (15" wheels) supersede the previous chains with the code numbers 25, 28 (14" wheels). The snow chains for 14" wheels cannot be used for 15" wheels.

Mercedes-Benz snow chains with internal closure

Tire size	Mercedes-Benz commercial part no.	Code no. 1)
175 R 14 185/65 R 15	B6 7 58 0813	79
185 R 14 195/70 R 14 195/65 R 15	B6 7 58 0814	82
185 R 15 205/70 R 14 205/65 R 15	B6 7 58 0815	84

- 1) The code number is stamped into the closing hook of the tension chain.

**Mercedes-Benz winter start-up chain system
RUD-Centrax 1) 2) 3)**

Tire size	Mercedes-Benz commercial part no.	Code no. 4)
205/65 R 15	B6 7 58 0843	84

- 1) The winter start-up chain is no replacement for an snow chain.
- 2) No retensioning required.
- 3) Adaptation of the winter start-up chain to the respective tire size, construction and make is required.
- 4) The code number is stamped into the adapter housing.

Recommended snow chains 1988
Mercedes-Benz snow chains with gripping studs system RUD-matic

Tire size	Mercedes-Benz commercial part no.	Code no. 1)
175 R 14	B6 7 58 0259	79 ²⁾
185/65 R 15		
185 R 14	B6 7 58 0258	82 ²⁾
195/70 R 14		
195/65 R 15		
185 R 15	B6 7 58 0255	84 ²⁾
205/70 R 14		
205/65 R 15		
215/70 R 14	B6 7 58 0254	31
215/65 R 15		

- 1) The code number is stamped into the closing hook of the tension chain or the buckle.
- 2) Snow chains with the code numbers 79, 82, 84 (15" wheels) supersede the previous chains with the code numbers 25, 28, 29 (14" wheels). The snow chains for 14" wheels cannot be used for 15" wheels.

40-0108 Snow chains

Mercedes-Benz snow chains without gripping studs system RUD-matic

Tire size	Mercedes-Benz commercial part no.	Code no. ¹⁾
175 R 14 185/65 R 15	B6 7 58 0269	79 ²⁾
185 R 14 195/70 R 14 195/65 R 15	B6 7 58 0268	82 ²⁾
185 R 15 205/70 R 14 205/65 R 15	B6 7 58 0295	84

- 1) The code number is stamped into the closing hook of the tension chain or the buckle.
- 2) Snow chains with the code numbers 79, 82 (15" wheels) supersede the previous chains with the code numbers 25, 28 (14" wheels). The snow chains for 14" wheels cannot be used for 15" wheels.

Mercedes-Benz snow chains with internal closure

Tire size	Mercedes-Benz commercial part no.	Code no. ¹⁾
175 R 14 185/65 R 15	B6 7 58 0813	79
185 R 14 195/70 R 14 195/65 R 15	B6 7 58 0814	82
185 R 15 205/70 R 14 205/65 R 15	B6 7 58 0815	84

- 1) The code number is stamped into the closing hook of the tension chain or in the buckle.

Recommended snow chains 1989/1990

Mercedes-Benz snow chains with gripping studs system RUD-matic

Tire size	Mercedes-Benz commercial part no.	Code no. 1)
175 R 14	B6 7 58 0259	79 ²⁾
185/65 R 15		
185 R 14	B6 7 58 0258	82 ²⁾
195/70 R 14		
195/65 R 15		
205/60 R 15		
185 R 15	B6 7 58 0255	84 ²⁾
205/70 R 14		
205/65 R 15		
215/70 R 14	B6 7 58 0254	31
215/65 R 15		

- 1) The code number is stamped into the closing hook of the tension chain or the buckle.
- 2) Snow chains with the code numbers 79, 82, 84 (15" wheels) supersede the previous chains with the code numbers 25, 28, 29 (14" wheels). The snow chains for 14" wheels cannot be used for 15" wheels.

40-0108 Snow chains

Mercedes-Benz snow chains without gripping studs system RUD-matic

Tire size	Mercedes-Benz commercial part no.	Code no. ¹⁾
175 R 14 185/65 R 15	B6 7 58 0269	79 ²⁾
185 R 14 195/70 R 14 195/65 R 15 205/60 R 15	B6 7 58 0268	82 ²⁾
185 R 15 205/70 R 14 205/65 R 15	B6 7 58 0295	84
215/70 R 14 215/65 R 15	B6 7 58 0812	31

- 1) The code number is stamped into the closing hook of the tension chain or the buckle.
- 2) Snow chains with the code numbers 79, 82 (15" wheels) supersede the previous chains with the code numbers 25, 28 (14" wheels). The snow chains for 14" wheels cannot be used for 15" wheels.

Mercedes-Benz snow and ice chain system RUD-Centrax ¹⁾

Tire size	Mercedes-Benz commercial part no.	Code no. ²⁾
205/65 R 15	B6 7 58 0298	84
215/65 R 15	B6 7 58 0299	31

- 1) No retensioning required. Adaptation of the snow chain (snow and ice) to the respective tire size, construction and tire make is required.
- 2) The code number is stamped into the adapter housing.