

The GL-Class



Mercedes-Benz

the GL a symbol of good style in every respect. A selection of comparative
that takes luxury to a new dimension. An off-roader with a pronounced feel for
focused ahead: on a world that is waiting to be discovered. A journey in the
concerned, the design, the flexibility. It is only when you alight that this feeling
the confirmation of what you had already suspected from looking at its exterior
place for everything and everyone in its interior. If you're taking off on a long
BlueTEC and BlueEFFICIENCY models are particularly respectful of the environ-
ment with a sense of responsibility. This makes the GL a symbol of good style
size and flexibility are concerned, a vehicle that takes luxury to a new dimen-
sion at the same time. **Luxury taken to a new dimension.** 150 electric motors. For t
on in the most luxurious fashion. And to this day it has lost none of its fasci-

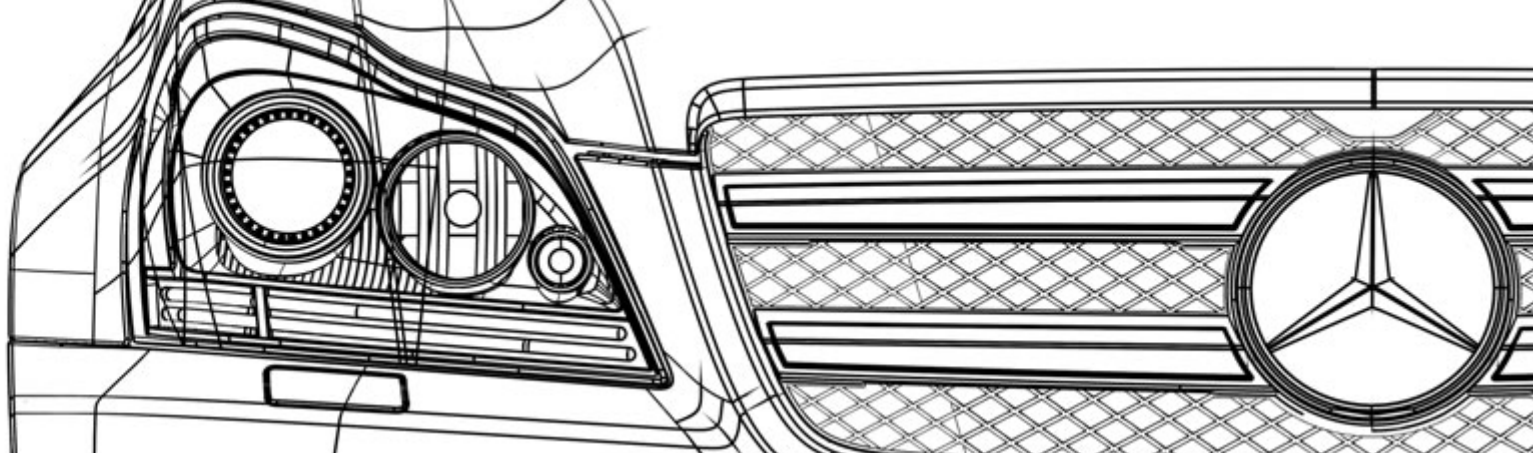


The GL combines freedom with luxury, power with elegance and size with a sense of responsibility. This makes the GL a symbol of good style in every respect. A selection of comparatively economical and low-emission engines underlines its strong character. High-quality materials and

high-sheen chrome trim adorn a vehicle that is difficult to beat where size and flexibility are concerned. The GL - a vehicle that takes luxury to a new dimension.

At a glance | from page 4, Insight | from page 26

The GL-Class



Comfort-oriented driving pleasure: engines, transmissions, AIRMATIC air suspension, Direct-Steer system, Adaptive Damping System ADS, all-wheel-drive system 4MATIC and the Off-Road Pro Engineering package.

Drive system & chassis | from page 36

A high degree of protection from starting point to destination: state-of-the-art technology for safe driving and the right response in the event of danger or an accident.

Safety | from page 50

Experience comfort on any terrain: ambient lighting, assistance systems, seating comfort and spaciousness, plus navigation and audio systems.

Comfort | from page 54

GL individuality: AMG equipment, upholstery and trim, standard equipment and optional extras, wheels and genuine accessories.


Equipment & appointments | from page 62

Star service: Mercedes-Benz Museum, MercedesCard, Mercedes-Benz Financial Services, Mercedes-Benz mobility, service packages, test drive, Interactive Owner's Manual, mobile internet.

Services | from page 76

The facts at your fingertips: dimensions, paintwork and technical data.

Facts & colours | from page 78

A photograph of a modern building facade. The building features a dark, perforated metal screen that casts a series of parallel, rectangular shadows onto a light-colored concrete ledge in the foreground. The shadows are arranged in a grid pattern, creating a rhythmic visual effect. The building's roofline is visible at the top, and a small green plant is visible on the right side. The overall aesthetic is clean, minimalist, and architectural.

A cross-country vehicle with a feel for exclusivity: everything gleams, chrome is omnipresent. The lines of the GL are exceptional yet reassuringly familiar at the same time. And its gaze is confidently focused on what lies ahead: on a world waiting to be discovered.

Indulges your senses,
sharpens your awareness



Takes your breath away,
enriches your life





Makes wishes come true,
fans your desire





You feel on top of the world when you're out driving in the GL – and not just because of its size. It's the certainty that you've made the perfect choice – the quality, the design, the flexibility. It's only when you get out that this feeling changes: to one of anticipation.

Sets your heart racing,
creates a sense of calm

The sheer size of the GL-Class is both impressive and reassuring at the same time. When you enter it you receive instant confirmation of what you had already suspected from its exterior: you feel totally safe. Whether you're on the road or off it - the GL-Class can take care of you. → Page 50-53










A close-up, rear-quarter view of a silver SUV. The car is parked on dark asphalt. To the left of the car, there is a small, spiky cactus. The car's rear light assembly is visible, along with the rear wheel and a circular fuel filler door. The background is dark and out of focus.

Gives you space, embodies freedom

Generosity is one of the fundamental attributes of the GL; there's a place for everything and everyone in its interior. Whether you're taking off on a long journey with mountains of luggage or planning an outing with the whole family - the GL is the definition of freedom. → Page 60, 61



BLUETEC







A desert landscape featuring a paved road in the foreground, a low stone wall, and a white wall. In the background, there are green hills and a bright sun creating a lens flare. Several cacti are visible on the left side of the image.

Avoids risks,
loves a challenge

Demonstrates strength,
shows respect

Size brings with it responsibility. And here the GL impresses on two counts - with one BlueEFFICIENCY model and one BlueTEC model featuring in the line-up. Both models boast low emissions and low consumption. Showing nature the respect it deserves. → Page 36-41





A landscape photograph featuring a bright sun in the center, creating a lens flare effect. The sun is positioned behind a range of mountains. In the foreground, there is a body of water, possibly a lake or a wide river, reflecting the light. The overall scene is bathed in a warm, golden light, suggesting a sunrise or sunset. The mountains in the background are silhouetted against the bright sky.

Embellishes the road,
paves the way





Knows almost no bounds,
expands the horizon

Elegance, style, cross-country capability? The GL is no ordinary off-roader. A stylish companion about town, a real go-getter off the beaten track. But its job is always the same: to take you to your destination in the most luxurious fashion.





In awe of an ore

Essentially it's really no more than just a piece of ore, a chemical element with the symbol Cr and the atomic number 24, ideal for producing alloys resistant to corrosion and heat. And yet it is responsible for the ruby's fiery red, for the bright yellow of van Gogh's famous sunflowers and for the pounding heart of many a motoring enthusiast: chromium.

The mere word recalls memories of those luxurious road cruisers of the 1950s, of glitz and glamour. And to this day it has lost none of its fascination. Perhaps this can be explained by what it actually means: because it was so colourful, chrome was named after the Greek word for colour. And it's certainly true that chrome is versatile and always appears very vivid, it's strong, sets trends and thrives on contrasts. Just like the GL, in fact, which our designers have adorned with numerous chrome elements.

Sweet Home Alabama



A splendid beaver lodge on the shores of an idyllic lake covered in reeds in Alabama – nothing out of the ordinary, really. Apart from the fact that the beaver is visited every morning by an environmental engineer, the lake is actually a collecting tank for rainwater and this picturesque location is to be found in the grounds of the Mercedes-Benz plant in Tuscaloosa (USA).

The environmental engineer Scott Bagget might only have seen the beaver itself twice in the last eleven years, but for him the very presence of this shy animal is of enormous significance. Because it indicates that the water is of excellent quality and at the same time it also represents the high environmental standards at the plant as a whole. So it's not really surprising to learn that this is where they produce the GL, an off-roader that doesn't just come complete with an entire package of measures that provide for optimum fuel consumption but which also boasts a clean diesel engine.

Who's going to put the seat in the desired position automatically? Who's going to operate the sliding sunroof, adjust the headlamps so that they illuminate the bend in the road, move the needle on the speedometer? And what about the electronically commutated claw-pole external rotor?

Questions you've probably never asked. And yet there's a very good answer to them. Or, to be precise, there are as many as 150 good answers. Because that's how many electric motors there are to take care of all the things you can take for granted in the GL, making every journey so pleasant. Incidentally, an "electronically commutated claw-pole external rotor" helps to achieve perfect climate control. And it's precisely when you don't even notice that it's going about its job that it's performing sterling service. What you do remember is, quite simply, an extraordinarily good journey.



Always at your service



l displacement. Paintwork. Equipment packages. Total displacement. Option
Technical data. Technical data. Rated output. In an accident. Emissions cate
t. Optional extras. In the event of danger. Assistance systems. Seats. Climat
t. cd figure. Chassis & suspension. Fuel. Fuel consumption. Technical data.
m. Dimensions. Technical data. CO₂. Chassis & suspension. Fuel. Fuel consu
multimedia systems. kW at rpm. In the event of danger. Assistance systems. Sa
Acceleration. CO₂. Chassis & suspension. Fuel. Exterior. Top speed. cc. l/10
displacement. Light. Multimedia systems. Services. Total displacement. Optio
chnical data. Airbags. Rated output. In an accident. Emissions standard. To
l consumption. **The facts.** Assistance systems. Seats. Climate control. Equip
Nm at rpm. Services. Trim. Multimedia systems. kW at rpm. Drive system. 7

36 **BlueEFFICIENCY**38 **Diesel engines**

6-cylinder

40 **Petrol engines**

8-cylinder

42 **Transmissions**

7G-TRONIC

7G-TRONIC PLUS

DIRECT SELECT

44 **Chassis & suspension**

Direct-Steer system

AIRMATIC air suspension

Adaptive Damping System ADS

46 **All-wheel drive**

4MATIC, including 4ETS

48 **Off-road performance**

Off-Road Pro Engineering package

50 **Safe driving**

ESP®, incl. trailer stabilisation

DISTRONIC

Blind Spot Assist

Intelligent Light System and

LED daytime driving lights

52 **In the event of danger**

PRE-SAFE® system

53 **In an accident**

Seat belts with belt tensioners

NECK-PRO head restraints

Airbags

54 **Ambient lighting**55 **Multimedia systems**

Audio 50 APS

COMAND APS

Harman Kardon® Logic 7®

surround sound system

56 **Assistance systems**

PARKTRONIC

Reversing camera

57 **Climate control**

THERMATIC

THERMOTRONIC

58 **Seats**

Multicontour seats

Climatised seats

Memory package

Rear seats

60 **Space**

EASY-PACK system

Load compartment

The GL-Class in detail

62 AMG equipment

Light-alloy wheels
with wheel arch flaring

64 Upholstery and trim**70 Standard equipment****71 Optional extras****72 Wheels**

Standard wheels
Optional wheels
AMG wheels
incenio light-alloy wheels (accessories)

74 Genuine accessories**76 Services**

Mercedes-Benz Museum
MercedesCard
Mercedes-Benz Financial Services
Mercedes-Benz mobility
Service packages
Test drive
Interactive Owner's Manual
Mobile internet

78 Dimensions**78|81 Paintwork****79 Technical data**

BlueEFFICIENCY – fast forward to tomorrow

We are quicker at getting environmentally friendly future technologies to where it matters most: on the road. As the inventor of the motor car, Mercedes-Benz has a special responsibility – one we have undertaken with all our might for many years. By the end of 2011, we will be able to offer you 128 models with BlueEFFICIENCY technologies, all of which help you reduce your impact on the environment – without compromising on safety, comfort and driving enjoyment.

Our BlueEFFICIENCY concept comprises innovations for efficient mobility as well as optimised processes all the way along the value chain. They involve different approaches, but they all have a common goal: to make your individual mobility as sustainable as possible.

The BlueEFFICIENCY measures – the Mercedes-Benz efficiency package. This package consists of comprehensive vehicle optimisations designed to save fuel and ease the burden on the environment. Each model combines the most

efficient engine with latest-generation aerodynamic and energy-management measures to minimise fuel consumption. Such measures include intelligently controlled ancillaries, tyres with optimised rolling resistance, lightweight components and the ECO start/stop function, which is being made available for an increasing number of models. The new BlueDIRECT V6 and V8 petrol engines, which feature in several model series, deliver a much higher power output while reducing fuel consumption by up to 24%.

BlueTEC – the clean diesel. Mercedes-Benz has brought to market BlueTEC technology for diesel engines based on common-rail direct injection (CDI). A modular emission-control system makes BlueTEC an exceptionally clean diesel technology, as not only does it remove up to 95% of the particulate matter from the exhaust gases, it also reduces nitrogen oxides by up to 90%. What remains is mainly water, nitrogen and the satisfying feeling of having helped to ease the burden on the environment.

HYBRID – petrol and electric drives intelligently combined. A well-established team makes a lot of things easier – as shown by HYBRID technology. Here the electric motor is used for the recuperation of kinetic energy. This energy is stored in the battery and returned to the electric drive when needed, which assists the petrol engine when the car is accelerating. What's more, the ECU shuts off the petrol engine when the speed is below 15 km/h. In this way, a HYBRID can reduce fuel consumption by up to 20%. So it looks after the environment as well as your bank balance. Perfect teamwork, you might say.



The BlueEFFICIENCY measures bring about a substantial reduction in fuel consumption and CO₂ emissions



BlueTEC HYBRID – clean diesel combined with electric drive. It marries the benefits of the HYBRID with those of BlueTEC: during braking, the kinetic energy is converted into electrical energy, which can be re-used when required. At the same time, the BlueTEC technology cleans the exhaust gases and removes many of the pollutants. All of which makes the economical diesel powerplant even more efficient, agile and clean.



We are using **BlueTEC HYBRID technology** to develop a diesel hybrid based on the E-Class

Innovative drive systems that break new ground: E-CELL and F-CELL. Mercedes-Benz has developed two locally emission-free drive systems known as the E-CELL and F-CELL. The B-Class F-CELL is already being produced on a small scale and has been displaying its everyday practicality on Germany's roads since mid-2010. It uses hydrogen to produce power for the electric motor in a fuel cell. The first vehicles from a small series of the A-Class E-CELL – which features an electric motor that draws its energy from two lithium-ion batteries, giving it an average range of more than 200 km – began



The A-Class **E-CELL** allows locally emission-free driving with a battery-powered electric motor

rolling off the production line at the end of 2010. An E-CELL PLUS is also scheduled for release, which will include a small internal combustion engine combined with a generator to increase the range of the electric vehicle.

But that is not all: under the banner “Design for Environment”, we also look at a vehicle's entire lifecycle and work hard to preserve the environment from the planning stage right through to recycling. The same applies to the building and running of new plants. In addition, we are heavily involved in the development of alternative fuels and carry out research in the field of bionics. In short, BlueEFFICIENCY is good news for both you and the environment.

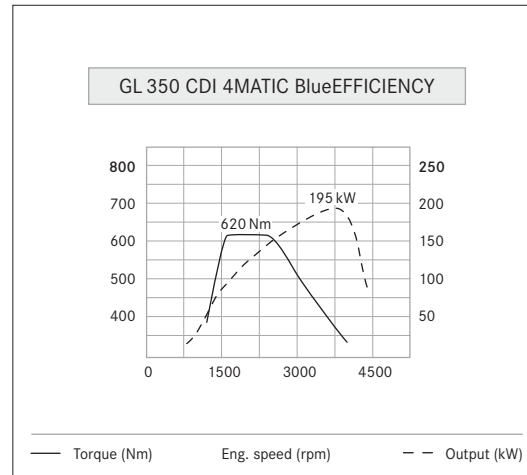
Further information about our comprehensive measures can be found at:
www.mercedes-benz.com/blueefficiency

Diesel engines

Powerful, quiet, clean: the GL features the latest diesel technology from Mercedes-Benz.



The 6-cylinder diesel engine has supreme pulling power on tap in every driving situation

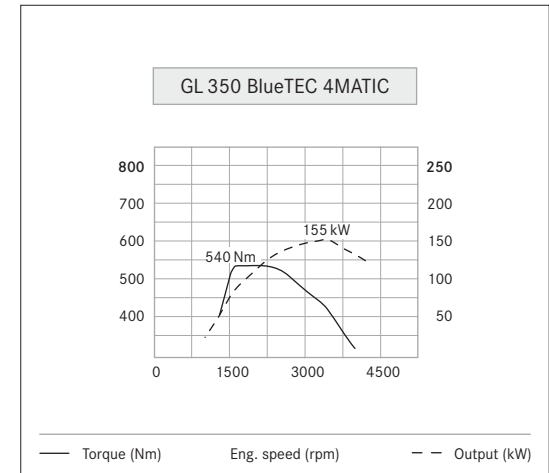


The GL 350 CDI 4MATIC BlueEFFICIENCY attains its maximum torque of 620 Nm early –between 1600 and 2400 rpm

6-cylinder diesel engines. With a lightweight design and equipped with common-rail technology, the GL 350 CDI 4MATIC BlueEFFICIENCY develops 195 kW. The powerful, low-consumption V6 diesel engine delivers supreme pulling power with precise, fast piezo injectors, a high injection pressure and a maximum torque of 620 Nm which it reaches at just 1600 rpm and maintains right through to 2400 rpm.

The BlueTEC technology in the GL 350 BlueTEC 4MATIC developing 155 kW, which already meets the requirements of the future Euro 6 emissions standard, is likewise characterised by exceptionally low emissions. The BlueTEC catalytic converter technology is a modular emission-control system which allows exhaust-gas cleaning and aftertreatment in several carefully coordinated steps. The oxidation catalytic converter reduces the gaseous pollutants in the diesel exhaust gases by means of chemical bonding to oxygen. A particulate filter enables effective aftertreatment of the exhaust gases, while the NO_x storage catalytic converter and the SCR catalytic converter substantially reduce

the nitrogen oxides. Consequently, these measures help to ensure exemplary figures for all exhaust gas constituents, making this compression-ignition engine an exceptionally clean diesel drive system. Low emission figures, low fuel consumption, effortlessly superior performance and a high torque of 540 Nm – the GL 350 BlueTEC 4MATIC sets the lead for others to follow.



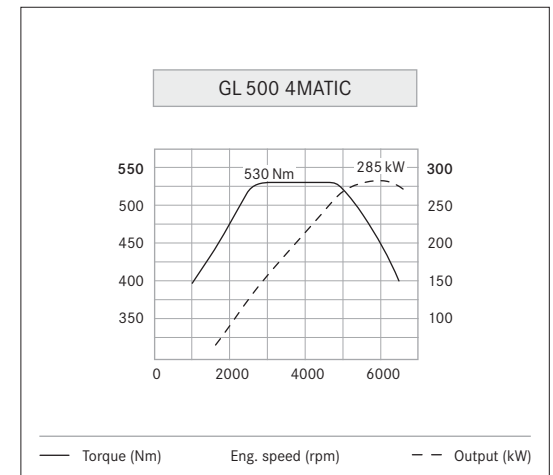
The GL 350 BlueTEC 4MATIC achieves its maximum torque of 540 Nm early – between 1600 and 2400 rpm

Petrol engines

There are two powerful and appropriately ecofriendly petrol engines to choose from for the GL.

8-cylinder petrol engines. Effortless superiority and smooth running characteristics are the major strengths displayed by the V8 engines. Responsible for the high performance potential – with low fuel consumption and low emissions – are the lightweight-design materials such as magnesium, which are also used in the world of motorsport, and the optimised air supply plus four valves per cylinder. This is how the GL 450 4MATIC achieves an output of 250 kW with a maximum torque of 460 Nm. The range of engines for the GL is headed by the GL 500 4MATIC. The 8-cylinder unit with 285 kW develops a maximum torque of 530 Nm, which is available over a wide range of 2800 to 4800 rpm.

The GL 500 4MATIC accelerates from 0 to 100 km/h in 6.5 seconds and reaches a top speed of 240 km/h. The lightweight construction consisting of aluminium and forged steel works together with special shifting camshafts which optimise the gas cycle in the engine. This results in improved smoothness and high torque, particularly in the mid engine-speed range. Both petrol engines also meet the requirements in terms of fuel consumption and emissions (Euro 5).



Absolute power: the GL 500 4MATIC achieves a maximum torque of 530 Nm between 2800 and 4800 rpm



The V8 engine in the GL 500 4MATIC is among the most powerful in its displacement class

Transmissions

The intelligent automatic transmission 7G-TRONIC can adapt to meet the requirements of the current driving situation and the individual driving style of whoever is at the wheel.

7G-TRONIC. The GL comes as standard with the 7G-TRONIC automatic transmission. It is operated via the DIRECT SELECT lever on the steering column. The seven forward gears allow an ideally adapted engine speed at all times and can help to cut fuel consumption, while the shorter shift times and smoother shifts make gear changes easier and also make for quiet running. Driving enjoyment is also enhanced: the car benefits from better acceleration and boasts more pulling power. What's more, gears can be skipped for fast in-gear acceleration. Drivers who prefer manual shifting can use the shift paddles on the steering wheel.


7G-TRONIC PLUS. The GL 350 CDI 4MATIC BlueEFFICIENCY is equipped with the 7G-TRONIC PLUS automatic transmission for optimum fuel consumption.

DIRECT SELECT. Instead of a conventional automatic selector lever in the centre console, the GL features the intuitively operated DIRECT SELECT selector lever on the steering column. The driver can use it to set the automatic transmission modes P, N, R and D simply by nudging it. The function commands are then transmitted entirely electronically. Additional steering-wheel gear-shift paddles also allow manual pre-selection of the seven gears, so drivers can decide whether

they want to change gear themselves using the steering-wheel shift paddles or whether they prefer this to be taken care of automatically.



DIRECT SELECT steering-wheel shift paddles and selector lever

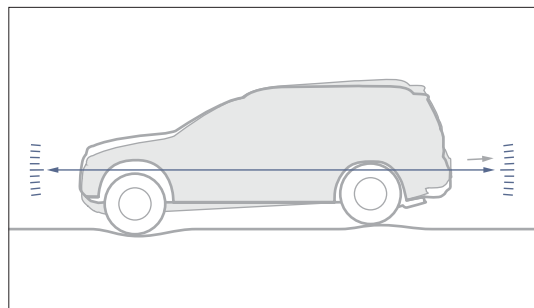


The 7G-TRONIC: one of the most advanced of over 18 million automatic transmissions produced in a period spanning more than 50 years

Chassis & suspension

The AIRMATIC air suspension and the Adaptive Damping System ADS really come into their own on the road, offering a high level of comfort as well as impressive agility.

Direct-Steer system (standard). The Direct-Steer system reduces the steering effort required in the case of large steering angles, for example when parking or taking tight bends, thus enhancing the car's agility and making steering more comfortable. The electrohydraulic power



Ground clearance remains constant, irrespective of the load, thanks to the air suspension


assistance in the GL 350 BlueTEC 4MATIC and GL 350 CDI BlueEFFICIENCY also helps to save fuel.

AIRMATIC air suspension (standard). The AIRMATIC air suspension with its adaptive shock absorbers adjusts itself to ideally suit the prevailing road conditions, load and driving situation. Thanks to its all-round self-levelling ability, the ground clearance always remains constant, irrespective of the load, so AIRMATIC offers a high standard of comfort on the road, coupled with increased driving stability. Off the beaten track the full air suspension with additional vehicle-level adjustment also boosts the off-road capability of the GL. If necessary the system also switches over to stiffer settings of its own accord,

and the vehicle height can be regulated at the mere touch of a button. The body can be raised or lowered at any time when the engine is running – either automatically or by pressing a button. The system operates based on the vehicle speed and lowers the body by 15 millimetres at both axles automatically at speeds above 120 km/h. This reduces air resistance and increases driving stability. Below 40 km/h the car's body is raised to its normal level again.

Adaptive Damping System ADS (standard). The Adaptive Damping System ADS changes the way in which the shock absorbers work, taking into account the condition of the road, driving style and load. During a normal journey the system works with soft basic damping but reacts within

just 50 milliseconds to increased driving dynamics (such as a sudden obstacle-avoidance manoeuvre or braking), so as to adjust the damping effect for each individual wheel. The current driving situation is established by means of a steering angle sensor, three acceleration sensors on the body, the ESP® data and the signal from the brake pedal sensors. On the basis of this information the electronic control unit determines the best damping effect for each situation. What's more, the driver can influence the damping force by pressing a button in the centre console to select "Auto", "Sport" or "Comfort" mode.



The Adaptive Damping System ADS controls the effect of the shock absorbers

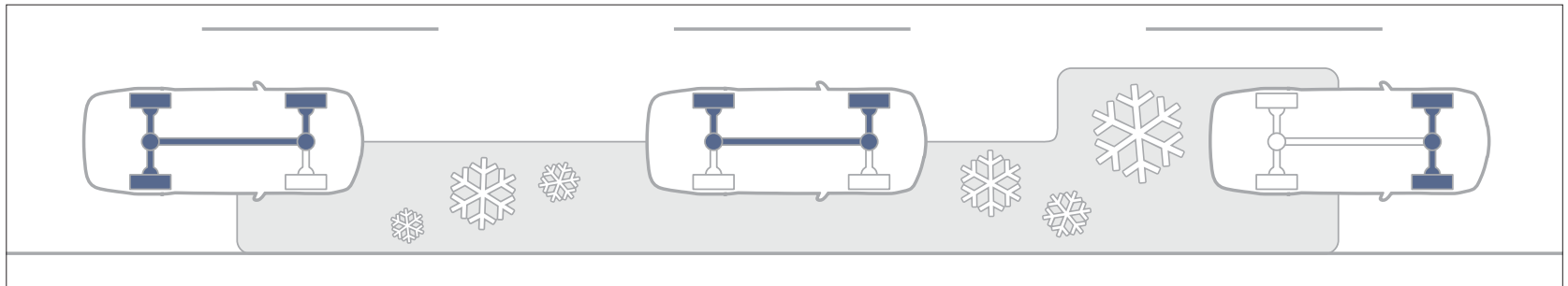
All-wheel drive

The permanent all-wheel-drive system 4MATIC offers a high level of traction and increases driving stability – even when road conditions are poor.

All-wheel-drive system 4MATIC, including 4ETS (standard). As 4MATIC is always active, it is able to respond almost instantaneously in poor weather conditions such as rain, black ice or snow. 4MATIC is assisted by the Electronic Stability Program ESP® and the electronic traction system 4ETS with integral ABS and ASR functions which


provide additional support for the all-wheel drive. 4ETS enables controlled braking of spinning wheels and, as a consequence, increases the drive torque at the wheels offering good traction, allowing plenty of power to be planted on the road when moving off and when accelerating, especially on poor road surfaces. 4MATIC

makes conventional differential locks practically superfluous: the automatic braking pulses can make it easier to move off on slippery ground and enhance stability during critical manoeuvres.



The electronic traction system 4ETS automatically transfers the drive torque to the wheels with the best traction

The all-wheel drive operates via a two-stage transfer case with reduction gearing, which is directly connected to the 7G-TRONIC or 7G-TRONIC PLUS automatic transmission. Under normal circumstances two propshafts with constant-velocity joints transfer the torque evenly to the front and rear axle, and a bevel differential takes care of the rotational speed compensation. Working together with the powerful engines and the 7G-TRONIC or 7G-TRONIC PLUS seven-speed automatic transmission, the 4MATIC all-wheel drive helps the GL to deliver excellent driving dynamics.



A perfect team: 4MATIC is supported by ESP® and the electronic traction system 4ETS


Off-road capability

Intelligent technology enables the GL to conquer practically any terrain – on the road or off it.

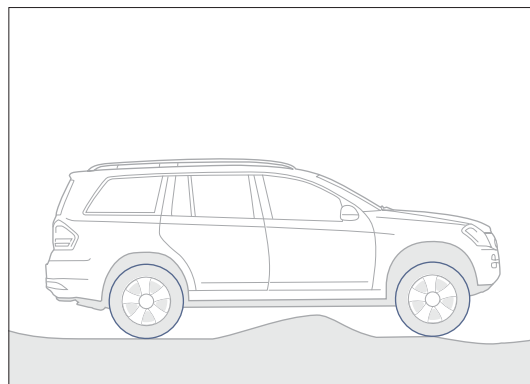
Off-Road Pro Engineering package. Equipped with the standard-specification Off-Road Pro Engineering package the GL can always find a way – even when there appears to be none: take, for instance, Hill-Start Assist, which helps you to make progress on an incline, or the off-road ABS, which can reduce braking distances on downhill gradi-

ents, particularly when driving on loose surfaces. Furthermore, the GL is fitted with six-piece underbody panelling made of strong plastic which offers good protection when driving in off-road terrain. Together with the reinforced front under-guard made of steel, the underbody panelling gives the off-roader the toughness necessary to


keep going when the going gets tough. The modified AIRMATIC provides ground clearance of 307 mm in the highest off-road mode, as well as a fording depth of 600 mm, even making light work of stream crossings and rocky stretches. Much of the credit for this special off-road ability is due to the GL's front double-wishbone



Maximum breakover angle: 23°

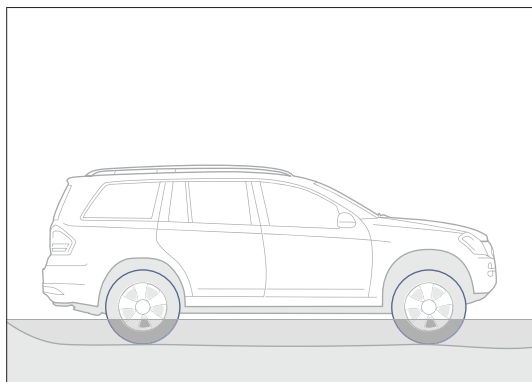


Ground clearance: up to 307 mm



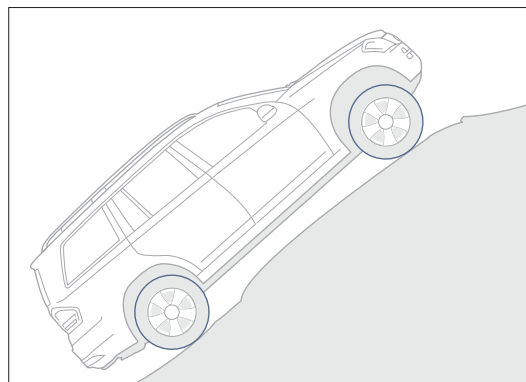
Angle of approach/departure: max. 32°/27°

suspension and its four-link rear suspension. The isolated design of the subframes prevents any jolts from being transferred via the vehicle's body. The upshot is that rough terrain will be virtually imperceptible to you and your passengers, who can be sure of a comfortable ride. Also playing a major role in the special driving



Maximum fording depth: 600 mm

experience the GL has to offer are the 4ETS and the two-speed, low-range transfer case, which ensure that the necessary grip is there when you need it in difficult conditions while also increasing the all-important safety levels. As does the Downhill Speed Regulation (DSR), which can be used to select different maximum



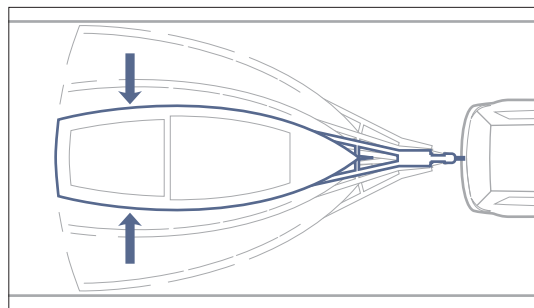
Slope climbing ability: up to 100%, dep. on ground conditions

speeds on steep downhill stretches. The two-speed, low-range transfer case plays a major role in ensuring that you feel just as at home off the beaten track in the GL as you do when you're driving on flat roads thanks to the change-over function from a higher on-road to a lower off-road ratio. This low-range gear brings you more power and improved traction on unsurfaced roads, making it easier to climb uphill gradients – and also to pull heavy loads. In off-road operation, the electronic dynamic handling control system ESP®/4ETS adapts itself to meet the particular challenges it encounters in difficult terrain, for instance by reprogramming the timing for brake actuations at the wheels and raising the automatic transmission's shift points. As a result, the GL glides up hill and down dale with consummate ease.

Safe driving

In the “safe driving” phase, vehicle systems are able to intervene before an accident can occur. The most notable examples are the assistance systems in the GL, as their awareness can defuse even critical situations.

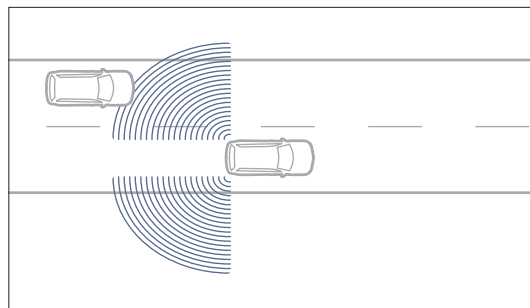
ESP® incl. vehicle/trailer stabilisation (standard). While towing, vehicle/trailer stabilisation gives the driver further support in addition to that provided by the standard-specification Electronic Stability Program ESP®. If the trailer starts swinging back and forth when on the move, this



Vehicle/trailer stabilisation helps to ensure a safer journey when towing

intelligent system can recognise the problematic driving situation and briefly apply the brakes to quickly stop the trailer movement.

DISTRONIC (option). The DISTRONIC adaptive cruise control uses a radar sensor to help the

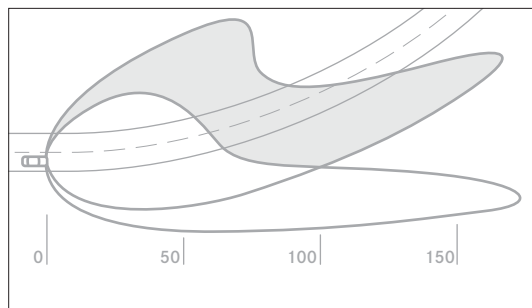


Blind Spot Assist uses two radar sensors to monitor the blind spot

driver maintain the set distance to the vehicle in front in a speed range of 0 to 200 km/h. This makes the driver's job easier, particularly on motorways, on motorway-like roads and in heavy traffic: if the system recognises that the vehicle is getting too close to another vehicle, it decelerates or applies the brakes automatically. When the road is clear again, DISTRONIC continues to work like a conventional cruise control system.

Blind Spot Assist (option). The optionally available Blind Spot Assist monitors the zone of restricted visibility directly beside and behind the vehicle. If the assistance system detects the danger of an impending collision with another vehicle when changing lanes, the driver is warned by a signal in the exterior mirror at speeds above 30 km/h.

If the driver also indicates in a situation like this, an audible warning is sounded too. The same thing happens if other vehicles move from the next-but-one to the next lane.



The active light function ensures far better illumination on both tight and long bends, even when driving with just low beam on

Intelligent Light System (option) and LED daytime driving lights. The Intelligent Light System with adaptive bi-xenon headlamps (standard on the GL 500 4MATIC) can adjust to suit the driving situation and weather conditions. Above all it extends the range of the low-beam headlamps:

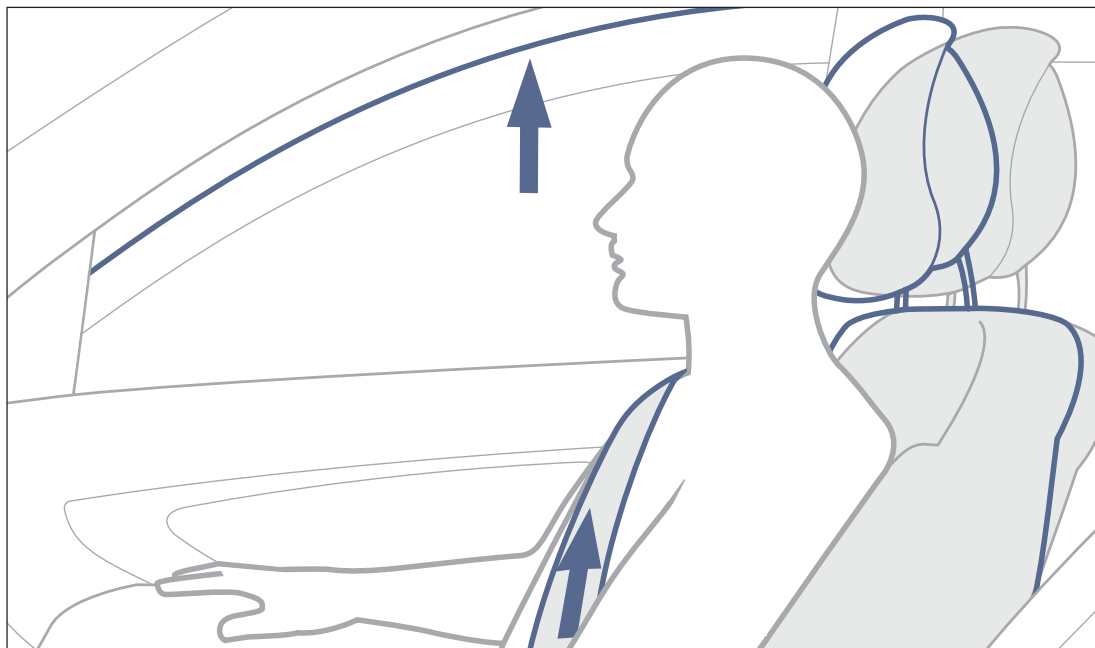


The standard-fit LED daytime driving lights underline the characteristic appearance whilst also enhancing safety

by up to ten metres on country roads and by up to 50 metres on the motorway. It also helps the driver in fog, by improving illumination of the inner half of the road, thus reducing self-dazzling. The LED daytime driving lights, fitted as standard on all GL models, are located on the left and right on the front bumper in the form of chrome-bordered light strips, each of which comprises seven LEDs. They are signature elements of the vehicle's appearance and also enhance safety.

In the event of danger

Even in a GL, dangerous situations cannot be fully ruled out; however, numerous intelligent systems are always at hand to help prevent possible accidents.



PRE-SAFE® can use the valuable seconds before a potential impact to prepare the occupants as effectively as possible

PRE-SAFE® system (standard). Depending on the driving situation and vehicle equipment, the system can initiate measures for preventive occupant protection when it detects dangers. Such measures include reversible belt tensing and automatic closing of the open side windows or the optional sliding sunroof. The all-important information is provided by the sensors of various systems such as Brake Assist or ESP®, which can register critical driving situations like understeering, oversteering or emergency braking.

In an accident

Even if an accident is unavoidable, the GL's sophisticated technology enhances safety. Numerous measures help to protect the occupants and can also substantially reduce accident severity.

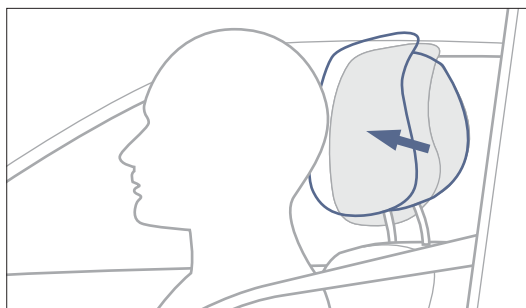
Seat belts with belt tensioners (standard). For the driver, front passenger and passengers in the outer seats in the second row, seat belts with belt tensioners and belt force limiters come as standard. At the start of a journey, the reversible belt tensioners tension the front seat belts so as to reduce the belt slack.

NECK-PRO head restraints (standard). The crash-responsive NECK-PRO head restraints improve occupant protection and help to reduce the risk of whiplash injury. If the system detects a rear impact, the head restraints are pushed forwards by around 40 millimetres and upwards by 30 millimetres, thus providing support for the heads of the front seat occupants at an earlier stage. The flexible side bolsters on the optional

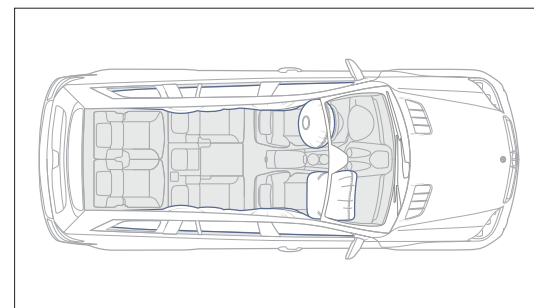
NECK-PRO luxury head restraints provide additional lateral support for the head, whilst also enhancing seating comfort.

Airbags (standard). The interior of the GL also boasts numerous airbags which can help prevent injuries in case of a collision. Passenger protection includes two adaptive front airbags which can

deploy in two stages, depending on the predicted impact severity and the characteristics of the accident. The GL also has sidebags in the front seat backrests for the driver and front passenger, plus two large windowbags extending over all three seat rows. Sidebags for the second row of seats are also available as an option.



The flexible side bolsters on the NECK-PRO luxury head restraints for the front seats can be adjusted by hand (option)



Standard equipment includes windowbags for all three seat rows plus airbags and sidebags for the driver and front passenger

Ambient lighting

The ambient lighting emphasises the lavish, exclusive look of the interior at night.

Ambient lighting (option). The ambient lighting underlines the stylish interior design when darkness falls. On opening the door the driver is met by a pleasant light that makes the interior appear even bigger and cosier than it already is. And it's now even easier to find what you're looking for inside the vehicle after dark. To provide the ambient lighting, LED lights and fibre-optic cables are integrated under the dashboard's trim strips and beneath the four door panels. The ambient lighting is automatically switched on when the exterior lights are manually or automatically activated or when the doors are opened. When the doors have been closed, the LED lights are dimmed. The light intensity can be set manually in five stages.



The ambient lighting lights up as a narrow band of LEDs along the wood trim strips, the dashboard and all four doors. Five levels of brightness can be selected via the menu in the instrument cluster

Multimedia systems

The GL offers a wealth of entertainment options, including Audio 50 APS, the COMAND APS multimedia system and the Harman Kardon® Logic 7® surround sound system, which sets the tone perfectly.

Audio 50 APS (option). Audio 50 APS has everything an excellent entertainment system needs: a radio, a CD/DVD drive and an MP3 player. It also features arrow-based DVD navigation, intersection zoom and the Traffic Message Channel, plus a Bluetooth® interface with a hands-free function.



COMAND APS provides information, communication and navigation in a single system

COMAND APS (option). The COMAND APS multimedia system combines a radio and MP3 player with a hard-disc navigation system including high-resolution map display and TMC Pro dynamic route guidance. Three years of free navigation data map dates are included (vehicle-specific, from date of first registration). All the information you need is shown on a 16.5 cm central colour display. The DVD drive brings you the best in entertainment, and as well as video and audio DVDs it also plays CDs and MP3 files. What's more, there is a further 4 GB of memory on the hard disc for audio files in MP3 or WMA format. An SD memory card slot and Aux-in connection are included as standard. All the major functions of COMAND APS can also be called up via the voice-operated control system LINGUATRONIC.

Harman Kardon® Logic 7® surround sound system (option). Equipped with twelve loudspeakers, including a subwoofer, and a 9-channel sound amplifier with a digital signal processor (DSP), this 610-watt Dolby Digital 5.1 system delivers first-class acoustics. 3D surround sound together with speed-sensitive volume control ensure constant listening pleasure.

Assistance systems

Assistance systems provide additional comfort in the GL. Parking is now child's play, thanks to PARKTRONIC and the reversing camera.

PARKTRONIC (option). The PARKTRONIC parking aid (standard for the GL 500 4MATIC) helps the driver when parking and manoeuvring in tight spaces. If PARKTRONIC detects that there is not enough space available in front of or behind the vehicle, it warns the driver using visual signals.



PARKTRONIC provides parking assistance

These are accompanied by audible signals if the distance falls below 35 cm. The system works according to the echo-sounder principle; a total of ten sensors send out ultrasound signals which are reflected by other vehicles or obstacles.



The reversing camera shows the area around the tail end of the car

Reversing camera (option). Another option available to make parking easier is the reversing camera. Its wide-angle lens is fitted below the tailgate handle. The reversing camera, which is activated automatically when reverse gear is engaged, feeds an image of the area immediately behind the vehicle to the COMAND display. This enhanced rear view helps to make reverse parking easy and precise. The reversing camera is available exclusively in conjunction with COMAND APS.

Climate control

A pleasant interior climate is paramount when it comes to ensuring a relaxed journey. The climate control system for the GL can therefore be adjusted to meet the needs of each individual occupant.

THERMATIC (standard). The THERMATIC automatic climate control uses sensors to control the temperature and ventilation for the driver and front passenger automatically. A solar sensor on the windscreen records the intensity and direction of the sun's rays, for example. Further stan-

dard features include air recirculation, a cooled glove compartment and a combination filter capable of filtering out even particulate matter. There are two additional air outlets for the rear compartment at the rear end of the centre console.

THERMOTRONIC. With THERMOTRONIC luxury automatic climate control (standard for V8 engines), the temperature setting and air distribution for the driver, front passenger and rear can be controlled individually. There is a separate control unit with a display specifically for the rear. Additional air outlets in the B-pillars plus a compact additional fan beneath the centre console ensure a pleasant temperature. In addition to this, unpleasant odours and pollutants are largely kept out of the interior thanks to an air-quality sensor. So that all of the vehicle's occupants can breathe freely, the dew point sensor always ensures a certain level of humidity.



The controls for the THERMOTRONIC luxury automatic climate control system are ergonomic and intuitive

Seats

The exclusively designed seats in the GL meet the most discerning of requirements. The GL can comfortably seat up to seven people thanks to its third row of seats which is fitted as standard.

Multicontour seats (standard with V8 engines). Individually adjustable in line with the driver's anatomy, the multicontour seats offer a high level of comfort, even on long journeys. The fore/aft position, height and seat-cushion and backrest angles are all fully power-adjustable. Individual air chambers in the seats add stability and lateral support in the lumbar area, in the backrest side bolsters and in the front section of the seat cushion as the chambers are pressurised in line with the current driving situation.

Climatised seats for driver and front passenger (option). Climatised front seats (available with leather or nappa leather upholstery) offer three-stage seat heating and active multi-stage ventilation for cooling the seat surfaces.



The multicontour seats for the driver and front passenger meet all your ergonomic needs

Memory package (standard for V8 models). The Memory package can store three driver profiles for the position of the driver's seat, steering column and exterior mirrors, forming an ideal addition to the fully power-adjustable front seats that are part of the standard specification. The switches belonging to the Memory package are neatly integrated into the seat console.

Rear seats. The second-row seats also offer a high level of comfort, their backrest angle being adjustable in four stages. The entire rear bench seat can be folded 1/3 : 2/3. Three-stage seat heating is available here in conjunction with heated front seats. The GL seats up to seven people thanks to the standard-fit third seat row. It's easy to take your seat here – courtesy of EASY-ENTRY – and the seat row can be folded away electrically for extra room.



The rear offers high levels of seating comfort, even on long journeys

Space

Thanks to its impressive size the GL has what it takes to provide an exemplary load compartment concept.



EASY-PACK system. The EASY-PACK system makes it much easier to load the vehicle. The optional EASY-PACK tailgate (standard on the GL 500 4MATIC) opens and closes electrohydraulically and can be halted in any intermediate position to prevent it from knocking against low garage ceilings, for example. Stowage capacity can be increased with an additional partitioned load compartment floor as well as a range of stowage boxes. And the EASY-PACK load-securing kit (option) helps to ensure the safe transport of all your bags and other items, even when driving off-road.

The EASY-PACK system makes light work of loading the GL



Load compartment. The generous dimensions of the GL – with a length of 5099 millimetres, a width of 1920 millimetres (excluding mirrors) and a height of 1840 millimetres – form the basis for a cavernous load compartment. With three rows of seats there are 360 litres of space while folding the third row of seats down creates an impressive 1140 litres. Both the second and the third seat rows can be fully folded down (electrically), which allows a maximum load compartment capacity of 2300 litres.

The load compartment of the GL can be extended as required

AMG equipment

The AMG light-alloy wheels lend the GL an even more dynamic aura → www.mercedes-amg.com

The high-sheen AMG 5-spoke light-alloy wheels with 295/40 R 21 tyres, including wheel-arch flaring on the front and rear axle, give the GL an even more exclusive appearance and are

optionally available for all models. The striking 10 J x 21 ET 37 light-alloy wheels are even more eye-catching when paired with the powerful wheel-arch flaring at the front and rear.




High-shine AMG 5-spoke light-alloy wheels with 295/40 R 21 tyres and wheel-arch flaring at the front and rear

Upholstery and trim





With the black colour scheme there is a choice of seat covers in ARTICO man-made leather (standard) or leather (optional) – each with topstitching in contrasting colours. In this case, the upper part of the dashboard and the door centre panels are trimmed in ARTICO. Or you can opt for the variant with seat covers, upper part of the dashboard and door centre panels in nappa leather (standard for the GL 500 4MATIC). In all three variants, the centre console and carpet are in black throughout.



BLACK

- 151 ARTICO man-made leather (topstitching in contrasting colour)
- 221 Leather (topstitching in contrasting colour)
- 511 Nappa leather

TRIM

- 729 High-gloss anthracite poplar wood with chrome trim (option)¹
 - 731 High-gloss dark brown burr walnut wood with chrome trim (option)²
 - H02 High-gloss light brown birch wood with chrome trim (option)³
 - H04 High-gloss brown bird's-eye poplar wood (option)⁴
-

¹ Optional extra (available as a no-cost option for the GL 450 4MATIC and GL 500 4MATIC) ² Optional extra (standard for the GL 450 4MATIC, available as a no-cost option for the GL 500 4MATIC)

³ Optional extra (standard for the GL 500 4MATIC) ⁴ Only for the GL 350 CDI 4MATIC BlueEFFICIENCY and GL 350 BlueTEC 4MATIC



With the alpaca grey colour scheme the seat upholstery comes as standard in ARTICO man-made leather. Like the upholstery in leather which is available as a cost option, it features topstitching in a contrasting colour. For both variants, the upper part of the dashboard and the door centre panels are trimmed in ARTICO as standard. Alternatively, the seat upholstery, upper part of the dashboard and door centre panels can be trimmed in nappa leather (standard for GL 500 4MATIC). The lower part of the dashboard, the centre console and door centre panels are all in alpaca grey. The upper part of the dashboard, the door edges and the carpet are in contrasting dark alpaca grey.

158
228

729



731



518



H02



H04

ALPACA GREY

- 158 ARTICO man-made leather (topstitching in contrasting colour)
- 228 Leather (topstitching in contrasting colour)
- 518 Nappa leather

TRIM

- 729 High-gloss anthracite poplar wood with chrome trim (option)¹
 - 731 High-gloss dark brown burr walnut wood with chrome trim (option)²
 - H02 High-gloss light brown birch wood with chrome trim (option)³
 - H04 High-gloss brown bird's-eye poplar wood (option)⁴
-



With the cashmere beige colour scheme the upholstery in ARTICO man-made leather as well as the lower part of the dashboard, centre console, carpet and door centre panels are all in cashmere beige. The upper part of the dashboard and the door edges provide a contrast in dark java. The same colour combination applies to the cost-option variants leather and nappa leather (standard for the GL 500 4MATIC). In the case of the ARTICO and leather variants, the upper part of the dashboard and the door centre panels are trimmed with ARTICO as standard. In the case of the nappa leather variant, they are trimmed in nappa leather.

CASHMERE BEIGE

154 ARTICO man-made leather

224 Leather

514 Nappa leather

TRIM

729 High-gloss anthracite poplar wood with chrome trim (option)¹

731 High-gloss dark brown burr walnut wood with chrome trim (option)²

H02 High-gloss light brown birch wood with chrome trim (option)³

H04 High-gloss brown bird's-eye poplar wood (option)⁴




¹ Optional extra (available as a no-cost option for the GL 450 4MATIC and GL 500 4MATIC) ² Optional extra (standard for the GL 450 4MATIC, available as a no-cost option for the GL 500 4MATIC)

³ Optional extra (standard for the GL 500 4MATIC) ⁴ Only for the GL 350 CDI 4MATIC BlueEFFICIENCY and GL 350 BlueTEC 4MATIC



The optional colour scheme in black/alpaca grey includes leather seat upholstery, with the lower part of the dashboard, centre console and door centre panels in alpaca grey. The upper part of the dashboard, the door edges, the carpet and the roof lining are black. The upper part of the dashboard and the door centre panels are trimmed in ARTICO man-made leather as standard.



268



729



731



H02



H04

BLACK/ALPACA GREY

268 Leather (option, topstitching in contrasting colour)

TRIM

729 High-gloss anthracite poplar wood with chrome trim (option)¹


731 High-gloss dark brown burr walnut wood with chrome trim (option)²

H02 High-gloss light brown birch wood with chrome trim (option)³

H04 High-gloss brown bird's-eye poplar wood (option)⁴



The optional colour scheme in black/cashmere beige includes leather upholstery, with the lower part of the dashboard, centre console and door centre panels in cashmere beige. The upper part of the dashboard, the door edges, the carpet and the roof lining. The upper part of the dashboard and the door centre panels are trimmed in ARTICO man-made leather.



BLACK/CASHMERE BEIGE

264 Leather (option)

TRIM

729 High-gloss anthracite poplar wood with chrome trim (option)¹

731 High-gloss dark brown burr walnut wood with chrome trim (option)²

H02 High-gloss light brown birch wood with chrome trim (option)³

H04 High-gloss brown bird's-eye poplar wood (option)⁴

¹ Optional extra (available as a no-cost option for the GL 450 4MATIC and GL 500 4MATIC) ² Optional extra (standard for the GL 450 4MATIC, available as a no-cost option for the GL 500 4MATIC)

³ Optional extra (standard for the GL 500 4MATIC) ⁴ Only for the GL 350 CDI 4MATIC BlueEFFICIENCY and GL 350 BlueTEC 4MATIC

Standard equipment | Selection



The vehicle can be raised and lowered by means of a control dial. The AIRMATIC air suspension enhances ride comfort



The LED daytime driving lights underline the characteristic appearance whilst also enhancing safety



The LED tail lights are standard for all models and add a particularly distinguishing feature to the rear view



The Audio 20 sound system delivers music and information through eight loudspeakers and has a CD drive



The tail end is enhanced with a simulated underguard in stainless steel with a chrome look



The standard chrome trim lends the front end a striking appearance, for instance with brilliant-silver-coloured radiator louvres

Optional extras | Selection



The wood/leather multifunction steering wheel feels every bit as luxurious as it looks



The crash-responsive NECK-PRO head restraints are also optionally available as a luxury version



The electrically operated EASY-PACK tailgate makes it easier to load the vehicle (standard on GL 500 4MATIC)



DVDs and games consoles can be enjoyed with the Rear Seat Entertainment System and 20.3 cm screens



The aluminium-look running board makes it easier to get into the vehicle



Intelligent Light System with bi-xenon headlamps

Wheels



AMG 5-spoke light-alloy wheels with 295/40 R 21 tyres, with a high-shine finish and wheel-arch flaring (option)



5-spoke light-alloy wheels with 275/55 R 19 tyres (standard)



5-twin-spoke light-alloy wheels with 275/50 R 20 tyres (option)



incenio "Perim" 10-spoke light-alloy wheels¹ for 275/55 R 19 tyres, with a high-sheen finish, in titanium silver or "bicolor"/black



incenio "Recheo" 5-spoke light-alloy wheels¹ for 275/50 R 20 tyres, with a high-sheen finish, in titanium silver or "bicolor"/black



incenio "Tomeko" 10-spoke light-alloy wheels¹ for 275/50 R 20 tyres, with a high-sheen finish, in "bicolor"/black

¹ incenio light-alloy wheels are supplied without tyres

Genuine accessories

The genuine accessories not only add a more personal touch to your GL, they also give it more room → www.mercedes-benz.de/accessories

There's virtually no other vehicle that gives you as much space for an active lifestyle as the GL does, and with our genuine accessories you can make even more use of this space. The standard-specification roof rails, for example, can be accompanied by the optional crossbars. They keep the combined ski and snowboard rack and the Mercedes-Benz roof boxes safe in transit. But even without a roof rack, the crossbars accentuate the sporty look of the GL. The chromed door handle recesses round off the chrome finish perfectly, whilst also offering protection against scratched paintwork.

The Mercedes-Benz iPod® Interface Kit in the glove compartment enables you to personalise your musical entertainment experience. It con-

nects the iPod® with the sound system, which can be operated via the multifunction steering wheel. The GL makes a declaration of independence where the choice of mobile phone is concerned. With a simple "click" the phone's cradle is firmly secured on the telephone console. And it can be exchanged just as easily in matter of seconds – about the time it also takes to place the mobile phone in the cradle itself. Straightaway everything functions just as usual: the telephone is operated via the multifunction steering wheel, while the telephone status and call information are shown in the central multifunction display. The cradles for mobile phones are suitable for all vehicles that are factory-fitted with optional extra Code 386, Convenience Telephony.



Chromed door handle recesses add a stylish touch



The optional crossbars accentuate the sporty looks of the GL and securely hold the combined ski and snowboard racks or the Mercedes-Benz roof boxes

Services

Mercedes-Benz Museum. 125 years of automotive history in one place – this is what awaits you at the Mercedes-Benz Museum in Stuttgart. Experience the unique excitement, and embark upon a thrilling journey through time. Housed inside an architecturally impressive building, over 1500 exhibits on nine levels give you an insight into the unique tradition and powers of innovation of the Mercedes-Benz brand. See the world's first two automobiles in the shape of the Benz Patent-Motorwagen (motor car) and the Daimler motorised carriage – both from the year 1886. Two linked circuits take you from the beginnings of the automobile, past a series of unforgettable classics and on to a glimpse of what the future holds – in an area covering a total of 16,500 square metres. Enjoy the unique brand experience. We look forward to your visit. Further details can be found at www.mercedes-benz-classic.com/museum

MercedesCard. The card is your ticket to the Mercedes-Benz experience. Four times a year, we will send you the Mercedes Magazine, featuring fascinating reports from the world of Mercedes-Benz and articles about our latest vehicles. A MercedesCard also has many other uses too. As a VISA credit card, it is an internationally accepted means of payment. Further benefits are available to provide you with peace of mind, such as insurance packages for your Mercedes and other insurance services for the whole family. You also get free entry to the Mercedes-Benz Museum simply by showing your VISA MercedesCard. Further details can be found at www.mercedes-benz.de/mercedescard¹

Mercedes-Benz Financial Services. Mercedes-Benz stands for quality, innovation and safety – and the same applies to Mercedes-Benz Financial Services. Our innovative leasing and financing products are tailored to your financial needs and means, making it easy for you to secure the keys to your dream car. Once you are on the road, our insurance products offer you comprehensive protection on every trip. Finally, our service products ensure that your car is always in tip-top condition whilst keeping costs transparent and easily manageable. For a detailed quotation, please contact your Mercedes-Benz dealer, who will be glad to go through the latest financial services and terms and conditions with you.

Mercedes-Benz mobility. Your new car comes complete with the promise of feeling safe on the road, but if you should ever need assistance, then Mercedes-Benz Service24h is there to help. Just call the freephone service hotline on 00800 1 777 7777². The newly integrated telematics service, Mercedes-Benz Contact³, is even more customer friendly: a touch of a button is all it takes to contact the Mercedes-Benz customer centre. If you wish, the relevant vehicle and position-related data can be transmitted at the same time, thereby allowing the centre to react quickly and provide rapid on-the-spot assistance. Also standard with your new car at no extra charge is the Mercedes-Benz Mobilo⁴ mobility package. Whether you have lost your key, had a breakdown which cannot be repaired immediately or suffered damage to the vehicle due to an accident or vandalism, Mobilo is there to help you reach your destination – anywhere in Europe. Whatever your problem, one thing is certain: you will soon be able to resume your journey.

Service packages. Vehicle-specific services allow you to put together an individual package for your Mercedes, including long-term protection against unforeseeable repair costs and high-quality servicing with genuine Mercedes-Benz parts. You can also count on the extensive network of Mercedes-Benz workshops, where you will receive the usual high standard of service for your Mercedes at a predictable, fixed price. Please ask your Mercedes-Benz dealer for further details.

Test drive. The unique feeling of driving a Mercedes cannot be put into words. Which is why we'd like to invite you to experience it for yourself. Take a test drive and find out first hand how it feels to drive your dream car. Simply visit www.mercedes-benz.com to locate the nearest Mercedes-Benz dealer in your country or region.

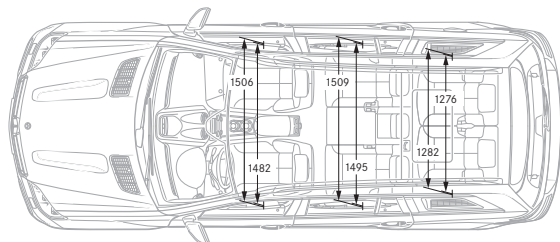
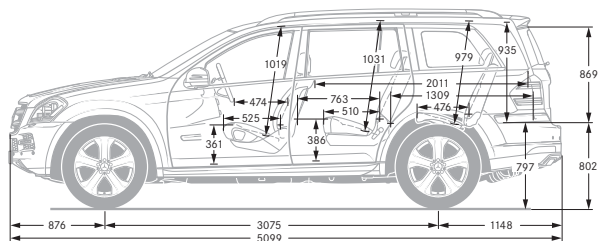
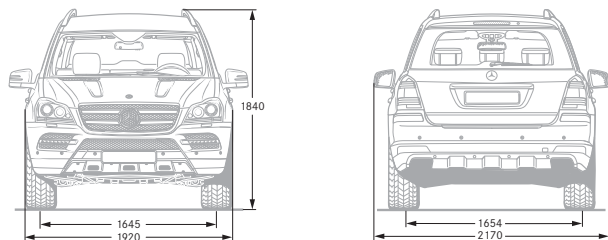
Interactive Owner's Manual. The website also offers an interactive tour, enabling you to take a closer look at your desired model. These informative clips are the ideal way to acquaint yourself with your dream car. You can view key functions in detail, gain an insight into the car's inner workings or look at the benefits of each model. For further details, go to: www.mercedes-benz.de/owners-manual

Mobile internet. Now you can access the entire world of Mercedes-Benz from your mobile phone. As well as an overview of all the passenger car models, there are insights into the entire brand world along with a wealth of entertainment offers and direct links to our range of services at www.mercedes.mobi

¹ Information about the MercedesCard in Austria and Switzerland can be found on the Mercedes-Benz websites for these countries ² Alternative: +49 69 95 30 72 77 ³ Requires a factory-fitted radio, connected to an operational mobile phone

⁴ When the warranty has expired Mobilo can be extended by another year for a maximum of 30 years, provided that regular maintenance is carried out by your Mercedes-Benz service partner

Dimensions



All measurements in millimetres. The dimensions shown are mean values and apply to standard-specification, unladen vehicles

Paintwork

The innovative paint system developed by Mercedes-Benz includes one of the best clearcoats on the automotive market and is a key factor behind the car's excellent value retention. The clearcoat is more resistant, helps dirt to bead off more easily and produces a longer-lasting and more intensive shine.

NON-METALLIC PAINTS (standard)

040 black

650 calcite white

METALLIC PAINTS (option)

197 obsidian black

359 tanzanite blue

755 tenorite grey

775 iridium silver

792 palladium silver

794 pearl beige

796 citrine brown

799 diamond white BRIGHT

Technical data

No. of cylinders/arrangement
Total displacement (cc)
Rated output ¹ (kW at rpm)
Rated torque ¹ (Nm at rpm)
Compression ratio
Acceleration from 0 to 100 km/h (s)
Top speed, approx. (km/h)
Tyre size, front/rear
Fuel
Fuel consumption ² (l/100 km)
Urban
Extra-urban
Combined
CO ₂ emissions ² (g/km) comb./emissions standard
Tank capacity (l)/incl. approx. reserve
Boot capacity (VDA) (l)
Turning circle diameter (m)
Kerb weight ³ (kg)
Perm. GVW (kg)

DIESEL ENGINES

GL 350 CDI 4MATIC BlueEFFICIENCY

6/V
2987
195/3800
620/1600–2400
15.5 : 1
7.9
225
275/55 R 19
Diesel
11.1–11.2
7.6–7.7
8.9–9.0
235–238/Euro 5
100/13
620–2300
12.1
2505
3250

GL 350 BlueTEC 4MATIC

6/V
2987
155/3400
540/1600–2400
16.5 : 1
9.6
210
275/55 R 19
Diesel
12.1–12.2
7.2–7.5
9.0–9.3
239–244/Euro 6
100/13
620–2300
12.1
2545
3250

¹ Figures according to Directive 80/1269/EEC in the currently applicable version ² The figures shown were obtained in accordance with the prescribed measuring process (Directive 80/1268/EEC in the currently applicable version). The figures are not based on an individual vehicle and do not constitute part of the product offer; they are provided solely for purposes of comparison between different vehicle models

PETROL ENGINES




GL 450 4MATIC

GL 500 4MATIC


No. of cylinders/arrangement	8/V	8/V
Total displacement (cc)	4663	5461
Rated output ¹ (kW at rpm)	250/6000	285/6000
Rated torque ¹ (Nm at rpm)	460/2700–5000	530/2800–4800
Compression ratio	10.7 : 1	10.7 : 1
Acceleration from 0 to 100 km/h (s)	7.2	6.5
Top speed, approx. (km/h)	235	240
Tyre size, front/rear	275/55 R 19	275/55 R 19
Fuel	Premium petrol	Premium petrol
Fuel consumption ² (l/100 km)		
Urban	18.4–18.6	18.8–19.0
Extra-urban	10.5–10.7	10.6–10.8
Combined	13.4–13.6	13.6–13.8
CO ₂ emissions ² (g/km) comb./emissions standard	312–317/Euro 5	317–322/Euro 5
Tank capacity (l)/incl. approx. reserve	100/13	100/13
Boot capacity (VDA) (l)	620–2300	620–2300
Turning circle diameter (m)	12.1	12.1
Kerb weight ³ (kg)	2465	2480
Perm. GVW (kg)	3250	3250

³ Figures according to Directive 92/21/EC, version 95/48/EC (kerb weight with fuel tank 90% full, driver, 68 kg, and luggage, 7 kg) for standard-specification vehicles. Optional extras and accessories will generally increase this figure and reduce the payload capacity accordingly

NON-METALLIC PAINTS



METALLIC PAINTS



Take-back of end-of-life vehicles. Coming full circle. At the end of its long life, you can return your GL-Class to us for environment-friendly disposal in accordance with the EU End-Of-Life Vehicle Directive¹. But that day lies a long way off.

¹ Applies in accordance with national regulations to vehicles up to 3.5 tonnes gross weight. Mercedes-Benz passenger cars have met the statutory regulations governing the suitability of their design for reuse and recycling for a number of years now. A network of vehicle take-back depots and dismantlers has been established which will process your vehicle in an environment-friendly manner. The ways in which both vehicles and parts can be recovered are subject to ongoing development and improvement. Consequently, the GL-Class will be able to comply with any future increases in the recycling quota within the stipulated time limits. For further information:

www.mercedes-benz.com

Please note: changes may have been made to the product since this brochure went to press (08.04.2011). The manufacturer reserves the right to make changes to the design, form, colour and specification during the delivery period, provided these changes, while taking into account the interests of the vendor, can be deemed reasonable with respect to the purchaser. Where the vendor or the manufacturer uses symbols or numbers to describe an order or the subject of an order, no rights may be derived solely from these. The illustrations may show accessories and items of optional equipment which are not part of standard specification. Colours may differ slightly from those shown in the brochure, owing to the limitations of the printing process. This brochure is distributed internationally. It provides a general indication of the range of models, features, optional extras and/or colours available in various countries. Some of the models, features, optional extras and/or colours shown may not be available in your country or may only be available in a different specification. Additionally some models, features, optional extras and/or colours may only be available in combination with others. For current and more specific information in relation to the range of models, features, optional extras and/or colours available in your country, and their pricing, you should contact your nearest authorised Mercedes-Benz Passenger Car Dealer. www.mercedes-benz.com