



The 2010 CL-Class

Mercedes-Benz

Will your passions be quenched? Or fueled?

An absolute triumph of engineering, innovation, and design, the Mercedes-Benz CL-Class is really in a class all its own. This sporty coupe is the picture of sophistication. The rich interior, comfortable and luxurious, is brimming with state-of-the-art features and dazzling appointments enclosed in a deceptively roomy, pillarless cabin. The stunning exterior, garnering both attention and accolade, is a testament to precision and fine detail. But it's once on the road that the CL-Class begins to demonstrate its true dominance. Aggressive and powerful, this sly coupe will out-perform even your wildest dreams, and leave all that came before it behind in its wake.





The CL-Class

DESIGN	
Exterior	4
Interior	6
Seating Comfort	8
Entertainment and Communication	10
4MATIC™	12
AGILITY	
Engines	14
Transmissions	16
Handling	18
SAFETY	20
PERFORMANCE	
AMG	26
COLOURS AND MATERIALS	
Paint, combination options	30
Upholstery and trim	32
<i>designo</i>	34
EQUIPMENT	
Wheels and Packages	36
Equipment listing	38
ACCESSORIES	40
TECHNICAL FEATURES	
Technical data	41
MERCEDES-BENZ OWNERSHIP	42
MERCEDES-BENZ WEBSITE	43
TEST DRIVE	44









At the crossroads of passion and precision.

In the 2010 CL-Class, every detail has come together perfectly. Because every detail represents a choice. A choice to be, to make, to do the best. The result is our most sophisticated coupe ever.

The front and rear pillars linked by the powerful arch of the roof usually dominate the form of a coupe. In the case of the CL-Class, this is just one of many exciting design characteristics. Indeed, its entire formal vocabulary is an irresistibly eloquent invitation to take the wheel. Even at first glance, the CL seems to hug the road, ready to deliver an exceptional driving experience.

The impressive radiator grille and the high-tech headlamps give the front section its unmistakable identity. The muscular contours of the wings dominate the side view, while a distinctive arched shoulder line sweeps across the flanks of the vehicle and merges with the characteristic roof line.

Styling as dynamic as this inevitably raises expectations about performance. A look under the long hood confirms the presence of a powerhouse that is eminently worthy of a coupe like the CL. And you can choose from a range of wheel designs. Will it be sporty and athletic? Or elegant and understated? There are no wrong answers.





Not so much an interior as an inner sanctum.

We've long been dedicated to creating true drivers' cars, where the environment of the driver is sacred space.

Like a first-class bespoke suit, the CL surrounds you with the best materials, coordinated to perfection. A sensual sanctuary awaits you with our hand-fitted PASSION¹ and Exclusive PASSION² leather upholsteries highlighted by high-gloss Burl Walnut³ or Brown Poplar⁴ wood trim. Understated matte Burl Walnut or elegant Dark Ash wood trims are also available on all models. Our soft, luxurious *designo* Alcantara roof liner perfectly complements any combination. Each finishing touch is carefully thought out, such as the heated steering wheel⁵ for cold mornings and chilly nights.

Plus, there's our THERMOTRONIC climate control system to envelop the cabin with individual heating and cooling controls for driver and front passenger. Set to the Auto position, our system even monitors sunlight intensity and seat occupancy, determining which side of the car requires greater cooling and adjusting the temperature and airflow accordingly. A final superb addition is the sliding glass sunroof with power-tilt function for those idyllic summer evening drives. Enjoy.

¹Standard on the CL550 4MATIC™ and CL63 AMG. Not available on the CL600 and CL65 AMG. ²Standard on the CL600 and CL65 AMG. Not available on the CL550 4MATIC™ and CL63 AMG. ³Standard on the CL550 4MATIC™, CL63 AMG and CL65 AMG. Available as a stand alone option on the CL600. ⁴Standard on the CL600. Not available on the CL550 4MATIC™ and CL63 AMG. Available as a stand alone option on the CL65 AMG. ⁵Not available on the CL63 AMG.



Pleasure. An engineering principle.

In a CL, feeling good is an exact science. That's why our front seats are designed to embrace you, offering unrivalled comfort and security. Simply touch a few buttons on the COMAND controller to adjust the air cushions in the seat to suit your precise individual seating preferences. Recognized internationally for their superior orthopaedic design, the standard seats in a CL are exceptionally customizable and comfortable.

Transform these seats into even more by adding the Drive-Dynamic multicontour front seats¹. Thirteen pneumatic chambers can be adjusted in the lumbar, lower cushion and side-bolster areas. Four levels of massage help fight fatigue. For added control, the system continuously monitors driving conditions and adjusts air chambers within the seat for added support. The Climate Comfort front seats¹ keep you cool by gently circulating air through perforations in the seat and backrest.

We've also been careful not to slight rear passengers who will enjoy individual seats with a fold-down centre armrest and over 36" of headroom. For increased rear passenger comfort, the backs of the front seats in the CL-Class are contoured, creating more leg and knee room for those in the rear. Spread out and luxuriate in the ride.

In the Drive-Dynamic multicontour front seats, seat memory recalls the exact settings of the inflatable pneumatic cushions.



¹Only available on the CL550 4MATIC™ as part of the Premium Package. Standard on the CL600, CL63 AMG and CL65 AMG.



Remarkably sophisticated, yet surprisingly simple.

Sophistication shouldn't mean complication. And Mercedes-Benz believes that clearly laid-out controls make tasks easier and driving safer.

With this in mind, the CL-Class is newly equipped with the brand new COMAND APS control and display system. COMAND APS is equipped with an integrated hard-disc drive (HDD) navigation and 6-disc DVD changer combining navigation, audio and telephone into one intuitive design. It utilizes a high-resolution 8" colour screen situated next to the instrument cluster to relay valuable information clearly and directly in your field of vision. Operated by the COMAND controller – a simple push button dial placed on the front centre armrest – you'll have mastery of seat adjustments, climate control, and the sound system at your will. Should you prefer, you can even direct your CL via LINGUATRONIC voice control instead of using the COMAND controller. And naturally, the CL-Class features Bluetooth connectivity.

The ideal accompaniment for the CL's dynamics is magnificent entertainment, and the show begins with a harman/kardon® LOGIC7® surround sound system. It features unparalleled sound quality with

600 watts of power and 14 speakers. Audio capabilities are further enhanced with the SD card slot for reading and transferring up to 4GB of MP3s from memory cards. For added enjoyment and safety, the MP3-compatible 6-disc, single slot DVD changer (including all control buttons) is perfectly positioned beneath a convenient, one-touch-opening cover on the dashboard console.

For your listening pleasure, SIRIUS Satellite Radio¹ features 120 channels, including 100% commercial-free music from every genre, plus sports, news, talk and comedy – all with crystal-clear, coast-to-coast coverage. And while you're tuned in to your favourites, the cabin acoustics are monitored and automatically adjusted when needed. The sound system even automatically drops volume if your phone should ring. Sounds nothing less than perfect.



Experience four seasons of control with 4MATIC.™

The 2010 CL550 4MATIC™ comes standard with our 4th-generation, fully automatic, permanent all-wheel drive system. It works seamlessly with our Electronic Stability Program (ESP®), enhancing your all-wheel advantage through curves in rain, snow or even sun.

Our 4MATIC™ technology also incorporates our 4-Wheel Electronic Traction System (4-ETS) which monitors each wheel for the first sign of slippage, and can individually brake slipping wheels to maintain the balance of power or reduce excess torque.

By continuously ensuring that power goes to the wheels with more grip, our 4MATIC™ permanent all-wheel drive system can help get you going even if only one wheel has traction! This ensures that you get optimum control in all seasons and during all road conditions.





Even the power is sophisticated.

Raw power is one thing, but refined power is so much more rewarding.


The 5.5-litre V-8 engine in the CL550 4MATIC™ produces 382 hp at 6,000 rpm and 391 lb-ft of torque at 2,800 - 4,800 rpm. Impressive, indeed.

To reduce engine weight and increase durability, the V-8 engine block is made of cast aluminium, a construction similar to that of Mercedes-Benz racecar engines. Innovative aluminium-silicon alloy cylinder sleeves help reduce friction by up to 50%. Yet with all its power, the engine remains smooth and efficient, thanks in part to 4 valves per cylinder, dual overhead cams (DOHC) and continuously variable intake and exhaust valve timing. Working in tandem, these technologies manage the air-fuel mixture to give the engine the power it needs, precisely when it needs it. The result? The CL550 4MATIC™ goes from 0 to 100 km/h in a commanding 5.4 seconds.

The CL600's bi-turbo V-12 engine – one of the world's most powerful production car engines – produces 510 hp and a staggering 612 lb-ft of torque. From a standstill, 100 km/h is reached in a scant 4.6 seconds. Two turbochargers – one per cylinder bank – increase peak power, and power is most definitely what this engine is all about. After all, why have just one turbocharger when you could have two?

To ensure utmost durability and resilience, every Mercedes-Benz engine is subjected to rigorous testing.





Mercedes-Benz transforms the transmission.

Our muscular powerhouses are balanced by transmissions of equal intelligence. The CL550 4MATIC™ is the only car in its class to have a 7G-TRONIC 7-speed automatic transmission as standard equipment. This wide range of closely spaced gears gives the driver the ideal gear for virtually any driving situation, and makes for smoother cruising, more responsive acceleration and even improved fuel efficiency.

To accommodate its massive torque, the CL600 is fitted with a 5-speed automatic transmission. Its driver-adaptive technology actually learns how you like to drive and adjusts its shift points accordingly.

For an extra measure of fun, the CL550 4MATIC™ and CL600 feature Touch Shift, allowing you to manually change gears via shift buttons on the rear of the steering wheel. You can also choose between “Comfort” and “Sport” shifting profiles to match your mood. And on our CL63 AMG and CL65 AMG we’ve included special AMG SPEEDSHIFT programming to improve the speed of gear changes up to 35% which translates to lively acceleration when desired.



Select gears via a simple tap of the DIRECT SELECT shift lever.



Power on an even keel.

To elevate the smoothness and comfort of your ride, the CL-Class features the self-levelling AIRMATIC air suspension system to keep the ride height constant at all times, regardless of the load you are carrying. It even reduces pitch during heavy cornering, allowing you to master any terrain with total confidence.

To make your ride even more pleasurable, the Adaptive Damping System (ADS) works in tandem with AIRMATIC DC air suspension¹ on the CL550 4MATIC™, allowing you to choose between three damper settings at the touch of a button – Auto, Comfort and Sport – with the latter, adopting a firmer suspension for sporty drivers.

No matter what your personal preference, the system constantly monitors driving input and road conditions, making necessary adjustments in as little as 50 milliseconds, to help you stay in control.

The CL600, CL63 AMG and CL65 AMG possess Active Body Control² (ABC) – one of the industry's most advanced suspension systems. ABC provides an excellent balance of ride comfort and handling, virtually eliminating body roll during cornering. This highly integrated system uses sensors and electronically controlled high-pressure hydraulics to dramatically reduce the effects of roll, vibration, pitch, dive and squat during aggressive driving or evasive manoeuvres.

To ensure that the CL-Class is an automobile that grabs the road – and your imagination – handling is further enhanced by a front multi-link suspension that provides exceptional driving poise and control, while a five-arm rear multi-link design controls rear-wheel movement. Lightweight, high-strength aluminium components add to the extensive list of reasons this is one of the most beguiling coupes ever crafted.



The ride height can be adjusted manually via the COMAND system for snowdrifts, low bottom clearance or rutted roads.

¹Standard on the CL550 4MATIC™. Not available on the CL600, CL63 AMG and CL65 AMG. ²Not available on the CL550 4MATIC™. Standard on the CL600, CL63 AMG and CL65 AMG.





Next Audio Tel Video Fahrzeug
- SWR2
2- SWR1 SWR
19- Radiofre
3- SWR1
SWR2
Radio Speicher FM Klang



Wise men say there are no accidents. We'd like to prove them right.

The integral safety concept from Mercedes-Benz is the guiding force behind a series of linked technologies that come into play in the critical moments before, during and after an accident.

First, the Electronic Stability Program (ESP®) continuously monitors your vehicle's motion to help keep it going in your intended direction. If ESP® detects wheel spin, severe understeer (plowing) or oversteer (fishtailing), the system can brake individual wheels and reduce engine power to help bring the vehicle back under control¹.

And the CL-Class is equipped with the ADAPTIVE BRAKE system to dry the brake pads off periodically when the windshield wipers are on. Brake Assist (BAS) automatically boosts braking power, applying the brakes faster and harder than average human reaction in case of an impending collision.

Active Bi-Xenon headlamps and cornering lights follow your steering movements to illuminate potential hazards on curves and in corners.

Plus Night View Assist² detects objects up to 500 feet away with state-of-the-art infrared projectors. This system then converts the reflected light into visible images on the instrument panel's crystalline display. Night View Assist is part of our commitment to innovations that literally change how you see the road.

¹No system, regardless of how advanced, can overcome the laws of physics or correct careless driving. Please always wear your seat belt. Best performance in snow is obtained with winter tires. ²Night View Assist does not replace the use of headlamps and should not be used as the primary visual source for the driver. Available on the CL550 4MATIC™ as part of the Premium Package. Available as a stand alone option on the CL63 AMG. Standard on the CL600 and CL65 AMG.

Technology that expects the unexpected.

Mercedes-Benz is the first and only automaker to offer built-in technology to protect you in the event of danger.

A revolution in safety, this technology continuously monitors inputs from the Electronic Stability Program (ESP®) and Brake Assist features. If circumstances suggest the likelihood of an accident, it will take action automatically to help better protect vehicle occupants before a possible collision occurs.

It's simple: The technology activates in the event of danger, anytime evasive steering manoeuvres are detected. This revolution in safety can also adjust the occupied front passenger's seat to help ensure optimum air bag and seat belt effectiveness. If severe skidding indicates a rollover is imminent, the windows and sunroof will automatically close. In vehicles equipped with Drive-Dynamic multicontour front seats¹, the front seat cushions and seatbacks will also inflate in the event of danger to help keep occupants situated. When driving conditions return to normal, the seat belt tensioners will automatically release. Perhaps most amazing, all this happens in just seconds.



¹Available on the CL550 4MATIC™ as part of the Premium Package. Standard on the CL600, CL63 AMG and CL65 AMG.



When every second counts, count on us.

Behind its beautiful interior, many crucial areas of the CL-Class body are composed of High-Strength/Low-Alloy and Ultra High-Strength/Low-Alloy steel for optimum protection. Sophisticated crumple zones help divert some of the force of an impact around your vehicle. The CL-Class further benefits from the 11-way protection of a 9 air bag system, including two-stage front air bags and front and rear side-impact air bags¹. This design includes full-length window curtain air bags on the front and rear windows to help protect all passengers from head injuries and broken glass in side impacts and rollovers. Working in tandem with the air bags are Emergency Tensioning Devices (ETDs) and belt force limiters.

In the urgent moments just after an accident, our built-in technology helps minimize risk to you and your passengers and aids rescue efforts. Following a collision, our intelligent system automatically carries out a range of safety measures: the engine shuts off and hazard signals and emergency interior lighting switch on, the side windows are lowered and the doors are unlocked. And anytime an air bag or Emergency Tensioning Device is activated, the vehicle engages the standard TeleAid System², putting your vehicle in touch with the TeleAid Emergency Response Center, where trained specialists can assess the situation and alert emergency services. Mercedes-Benz understands that when it comes to safety, time is of the essence.





AMG



The car Formula One drivers like to drive to work in.

With so much breathtaking power the dilemma becomes which of our CL-Class AMGs to choose? The CL63 AMG boasts the world's most powerful naturally aspirated V-8 production engine which generates 518 hp and 465 lb-ft of torque. It's combined with a 7G-TRONIC 7-speed automatic transmission with AMG SPEEDSHIFT programming that offers a choice of three different shift modes. The CL65 AMG arrives with an AMG 6.0-litre V-12 bi-turbo engine that delivers a staggering 603 hp and 738 lb-ft of torque. This kind of torque needs to be harnessed with a 5-speed automatic transmission with AMG SPEEDSHIFT enhancements.

Each of these AMG jewels offers the AMG sport suspension based on Active Body Control (ABC), a high-performance braking system with composite discs at the front and rear, plus twin sliding calipers at the front. Two chromed dual tailpipes crown the AMG sports exhaust system. And by now you will have duly noted the sleek exterior styling including a front apron with enlarged air intakes, side skirts, a rear apron and AMG 20" 5-spoke alloy wheels with staggered performance tires!

Of course, everyone you pass will notice, too.

Even top athletes like a little pampering.

The CL63 AMG and CL65 AMG are top athletes with a penchant for impeccable luxury. The CL63 AMG sports handsome PASSION leather upholstery in three two-tone combinations, while the CL65 AMG tops it off with the diamond pattern of the Exclusive PASSION leather appointments. You'll find them on the side panels of the doors, for example.

Then there's the detailing that graciously elevates both models. Such as the AMG sport seats with horizontal fluting, and AMG badging on the backrests of all four seats. The AMG instrument cluster immediately catches the eye with its stylized AMG main menu including RACETIMER. The door sill panels are brushed stainless steel with an embossed AMG signature. And even the pedals are distinguished, combining brushed stainless steel with functional rubber studs for a firm grip. Your right foot has never had it better.





The ultimate designer is you.



Here's your chance to create and customize your CL-Class vehicle to immaculate perfection. It's all a matter of selecting the exact combination of exterior paint colour, solid or metallic finish and your ideal interior. Mercedes-Benz has thoughtfully developed a unique paintwork that incorporates microscopic ceramic particles for incredible resistance to scratches and the elements. The result? Whichever paint finish you choose, your CL will continue to shine for years to come.

	PASSION LEATHER					EXCLUSIVE PASSION LEATHER				
	Black / Black	Savanna Beige / Cashmere Beige	Sahara Beige / Black	Cognac Brown / Black	Basalt Grey / Dark Basalt Grey	Black / Black	Savanna Beige / Cashmere Beige	Sahara Beige / Black	Cognac Brown / Black	Basalt Grey / Dark Basalt Grey
SOLID PAINT										
Black	●	●	●	●	●	●	●	●	●	●
METALLIC PAINT										
Chromite Black	●	●	●	●	●	●	●	●	●	●
Obsidian Black	●	●	●	●	●	●	●	●	●	●
Tanzanite Blue	○	●	●	○	●	○	●	●	○	●
Flint Grey	●	○	○	○	○	●	○	○	○	○
Germanite Grey	●	○	●	○	●	●	○	●	○	●
Carneol Red	●	●	●	○	●	●	●	●	○	●
Iridium Silver	●	○	○	●	●	●	○	○	●	●
Palladium Silver	●	○	○	●	○	●	○	○	●	○
Diamond White Bright	●	○	○	●	●	●	○	○	●	●

● Recommended combination ○ Possible combination

SOLID PAINT




040 Black

METALLIC PAINT (OPTIONAL)



112 Chromite Black



368 Flint Grey



775 Iridium Silver



197 Obsidian Black



494 Germanite Grey




792 Palladium Silver



359 Tanzanite Blue




544 Carneol Red



799 Diamond White Bright



PASSION LEATHER




801 Black/Black




807 Cognac Brown/Black



804 Savanna Beige/Cashmere Beige




808 Basalt Grey/Dark Basalt Grey




805 Sahara Beige/Black

EXCLUSIVE PASSION LEATHER




511 Black/Black




517 Cognac Brown/Black



514 Savanna Beige/Cashmere Beige



518 Basalt Grey/Dark Basalt Grey

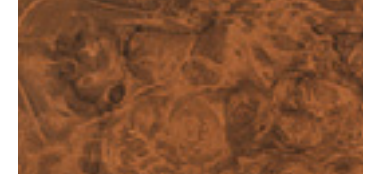


515 Sahara Beige/Black

TRIM



731 Burl Walnut (high-gloss)



H03 Burl Walnut (matte)



H18 Brown Poplar Wood



H73 AMG Carbon Fibre



736 Dark Ash





As individual as you are.

It goes without saying that you can always expect the best from the CL-Class. So we endeavour to exceed your expectations with exquisite materials and finishing touches that display a meticulous attention to detail. A *designo* interior offers an unparalleled statement in luxury, comfort and personal taste. Choose from an extensive range of hand-fitted *designo* aniline leather seats with characteristic ten-rib vertical fluting and a high-quality *designo* insignia in the backrests. The armrests for the doors and centre console are also upholstered with *designo* leather and finely coordinated trim elements. Alcantara roof lining in anthracite completes the package.

See your dealer for details.


What comes between you and the road.

Grabbing the eye as well as they grip the road, all CL-Class wheels are designed with the same philosophy as the rest of this inspired vehicle. Style, substance and safety are the cornerstones of Mercedes-Benz, and none of them were spared while developing these impressive wheels.







19" 9-twin-spoke alloy wheel



AMG 19" 5-spoke alloy wheel



AMG 20" 5-spoke alloy wheel

AMG 20" 5-twin spoke
forged alloy wheel

AMG 20" 5-spoke alloy wheel

EQUIPMENT PACKAGES

	CL550 4MATIC™	CL600	CL63 AMG	CL65 AMG
CL550 4MATIC™ PREMIUM PACKAGE: Drive-Dynamic multicontour front seats. Climate Comfort front seats. Night View Assist. KEYLESS-GO.	○	-	-	-
AMG SPORT PACKAGE: AMG-design front air dam, side skirts and rear apron. Appearance Package. AMG 19" 5-spoke alloy wheels. All-Season Tires.	○	-	-	-
AMG PERFORMANCE PACKAGE: AMG 20" 5-twin spoke forged alloy wheels. Performance Package. Electronic speed limiter deletion. AMG Carbon Fibre Trim.	-	-	○	-
DISTRONIC PLUS PACKAGE: DISTRONIC PLUS Adaptive Cruise Control. PARKTRONIC with Advanced Parking Guidance. Blind Spot Monitoring.	○	-	○	-

INDIVIDUAL EQUIPMENT (SELECTION)	CL550 4MATIC™	CL600	CL63 AMG	CL65 AMG
TRANSMISSION				
7G-TRONIC 7-speed automatic transmission	●	-	-	-
5-speed automatic transmission	-	●	-	-
7G-TRONIC 7-speed automatic transmission with AMG SPEEDSHIFT enhancements	-	-	●	-
5-speed automatic transmission with AMG SPEEDSHIFT enhancements	-	-	-	●
DIRECT SELECT gearshift with steering wheel gearshift buttons	●	●	-	-
DIRECT SELECT gearshift with steering wheel shift paddles	-	-	●	●
TRACTION/STABILITY				
4MATIC™ permanent all-wheel drive with 4ETS	●	-	-	-
Active Body Control (ABC)	-	●	●	●
Parameter steering	●	●	●	●
Electronic Stability Program (ESP*) including ABS and traction control (ASR)	●	●	●	●
ADAPTIVE BRAKE system with hill start assist	●	●	●	●
Brake Assist (BAS)	●	●	●	●
AUDIO/VISUAL/COMMUNICATION				
COMAND APS with hard-drive based navigation, DVD changer, Music Register and SD memory card slot	●	●	●	●
LINGUATRONIC voice control	●	●	●	●
harman/kardon® LOGIC7® surround sound system	●	●	●	●
SIRIUS Satellite Radio¹	●	●	●	●
Bluetooth Connectivity	●	●	●	●

INDIVIDUAL EQUIPMENT (SELECTION)	CL550 4MATIC™	CL600	CL63 AMG	CL65 AMG
EXTERIOR				
19" 9-twin spoke alloy wheels	●	●	-	-
AMG 19" 5-spoke alloy wheels	○²	-	-	-
AMG 20" 5-spoke alloy wheels (769)	-	-	●	-
AMG 20" 5-twin spoke forged alloy wheels	-	-	○²	-
AMG 20" 5-spoke alloy wheels (789)	-	-	-	●
Active Bi-Xenon headlamps with washers and cornering lights	●	●	●	●
Electronic parking brake with convenience release function	●	●	●	●
Remote trunk release with power-assisted soft closure	●	●	●	●
Electronically adjustable heated exterior mirrors with turn signal indicators and power folding function	●	●	●	●
Tinted infrared reflecting glass	●	●	●	●
Heated windshield washer system with two-stage rain-sensing windshield wipers	●	●	●	●
INTERIOR				
14-way power adjustable heated front seats with 3-position memory	●	●	●	●
Multicontour front seats	●	-	-	-
Drive-Dynamic multicontour front seats with massage function	○²	●	●	●
Climate Comfort front seats (heated and ventilated)	○²	●	●	●
Burl Walnut wood trim (high-gloss)	●	○	●	●
Poplar wood trim	-	●	-	○
Burl Walnut wood trim (matte)	○	○	○³	○

INDIVIDUAL EQUIPMENT (SELECTION)	CL550 4MATIC™			
	CL600	CL63 AMG	CL65 AMG	
Dark Ash wood trim	○	○	○	○
AMG Carbon Fibre trim	-	-	○ ²	-
PASSION Leather upholstery	●	-	●	-
Exclusive PASSION Leather upholstery	-	-	-	●
Exclusive PASSION Leather upholstery with <i>designo</i> styling	-	●	-	-
<i>designo</i> Alcantara roof liner	-	●	●	●
Heated leather/wood steering wheel	●	●	-	●
Steering wheel shift paddles	-	-	●	●
Power-tilt/sliding glass sunroof	●	●	●	●
THERMOTRONIC automatic climate control	●	●	●	●
Auto-dimming mirrors (rearview and driver's side)	●	●	●	●
Ambient lighting	●	●	●	●
Pneumatic rear headrests	●	●	●	●
Power-tilt/telescoping steering column with 3-position memory	●	●	●	●
Power windows with one-touch express up and down	●	●	●	●
Power rear window sunshade	●	●	●	●
CONVENIENCE				
SmartKey with panic button	●	●	●	●
KEYLESS-GO	○ ²	●	●	●
PARKTRONIC	●	-	●	-
Advanced Parking Guidance	○ ²	●	○ ²	●
Integrated garage door opener	●	●	●	●
Continuously variable doorhold system	●	●	●	●
Locator lighting with headlamp switch-off delay	●	●	●	●

INDIVIDUAL EQUIPMENT (SELECTION)	CL550 4MATIC™			
	CL600	CL63 AMG	CL65 AMG	
Steering wheel moves up automatically for easier entry and exit (EASY-ENTRY)	●	●	●	●
Cruise control	●	●	●	●
DISTRONIC PLUS Adaptive Cruise Control	○ ²	●	○ ²	●
SAFETY				
Dual-front, side (front and rear), window curtain air bags and knee air bag (driver's side only)	●	●	●	●
Four 3-point seat belts; front height-adjustable, rear with automatic belt-height adjustment	●	●	●	●
Belt tensioners with belt-force limiters	●	●	●	●
ISOFIX child seat mounts	●	●	●	●
TeleAid Emergency Calling System ⁴	●	●	●	●
Anti-theft alarm system with tow-away protection	●	●	●	●
Tire Pressure Monitoring System	●	●	●	●
Rear view camera	●	●	●	●
Night View Assist	○ ²	●	○	●
Blind spot monitoring	○ ²	●	○ ²	●

● Standard ○ Optional - Not Available

¹© 2009 SIRIUS Satellite Radio Inc. "SIRIUS," the SIRIUS dog logo and related marks are trademarks of SIRIUS Satellite Radio Inc. Complimentary 6 months of service included. Monthly subscription required for service thereafter. ²Available as part of an option package. ³Not available in conjunction with AMG Performance Package. ⁴First year's monitoring provided at no cost. Subscription is required for service to be active thereafter. TeleAid operates only where cellular and Global Positioning System coverage is available.

Make the most of your CL-Class.



Beyond our legendary standard features and attractive options is an array of practical and elegant accessories. Mercedes-Benz Genuine Accessories offer finishing touches that refine the power, style and convenience of your CL-Class. From uniquely styled alloy wheels to handy roof rack options, we've got you covered.

Car Cover

This custom designed car cover will help protect your CL-Class from the elements while it is not in use.



Trunk Tray

Help protect the cargo area of your CL-Class with this custom fitted trunk tray. Formed from durable, easy-to-clean plastic to fit your vehicle.



20" Two-Tone 10 Split Spoke Wheels

Personalize your CL-Class with these unique black and polished wheels. They are sure to make a statement wherever your journey takes you.



20" "ALARAPH" 10 Spoke Alloy Wheel

Mercedes-Benz Genuine alloy wheels combine state of the art technology with a breath-taking style. All are designed to meet the highest standards for strength, durability and safety.



	CL550 4MATIC™	CL600	CL63 AMG	CL65 AMG
Engine type	DOHC 32-valve V-8	SOHC bi-turbo 36-valve V-12	DOHC 32-valve V-8	SOHC bi-turbo 36-valve V-12
Total displacement	5,461-cc	5,513-cc	6,208-cc	5,980-cc
Net power	382 hp @ 6,000 rpm	510 hp @ 5,000 rpm	518 hp @ 6,800 rpm	603 hp @ 4,800 rpm
Net torque	391 lb-ft @ 2,800–4,800 rpm	612 lb-ft @ 1,800–3,500 rpm	465 lb-ft @ 5,200 rpm	738 lb-ft @ 2,000–4,000 rpm
Acceleration ¹ , 0-100 km/h	5.4 seconds	4.6 seconds	4.6 seconds	4.4 seconds
Approximate top speed ²	210 km/h	210 km/h	250 km/h	250 km/h
Tires, front rear	255/40 R 19 255/40 R 19	255/40 R 19 275/40 R 19	255/35 R 20 275/35 R 20	255/35 R 20 275/35 R 20
Fuel economy ³ , combined city/highway estimate	To be determined	To be determined	To be determined	To be determined
Fuel tank capacity	90.0 litres (with 11.0-litre reserve)	90.0 litres (with 11.0-litre reserve)	90.0 litres (with 11.0-litre reserve)	90.0 litres (with 11.0-litre reserve)
Fuel requirement	Premium unleaded gasoline	Premium unleaded gasoline	Premium unleaded gasoline	Premium unleaded gasoline
Dimensions ⁴				
Wheelbase	116.3 in/2,955 mm	116.3 in/2,955 mm	116.3 in/2,955 mm	116.3 in/2,955 mm
Overall length	199.4 in/5,065 mm	199.4 in/5,065 mm	200.2 in/5,084 mm	200.2 in/5,084 mm
Overall height	55.8 in/1,419 mm	55.8 in/1,419 mm	55.8 in/1,419 mm	55.8 in/1,419 mm
Overall width incl. mirrors	84.2 in/2,139 mm	84.2 in/2,139 mm	84.2 in/2,139 mm	84.2 in/2,139 mm
Curb weight	4,618 lb/2,095 kg	4,894 lb/2,220 kg	4,684 lb/2,125 kg	5,016 lb/2,275 kg
Trunk capacity	17.3 cu ft/490 litres	17.3 cu ft/490 litres	17.3 cu ft/490 litres	17.3 cu ft/490 litres

¹Stated rates of acceleration are based on manufacturer's track results and may vary depending upon model, environmental and road surface conditions, driving style, elevation and vehicle load. ²Electronically limited.

³These estimates are based on Transport Canada testing methods. The actual fuel consumption of this vehicle may vary. Refer to the *Fuel Consumption Guide*. ⁴Dimensions shown are for models with standard equipment.

A passion for things done right.

It's what you expect from Mercedes-Benz. A passion for craftsmanship and attention to detail is what sets Mercedes-Benz apart from all other manufacturers. This passion drives us to set new standards in design, performance, comfort and safety. To continually build on the legendary traditions of Mercedes-Benz. And to provide you with an ownership experience unlike any other, including the valuable benefits described below.

24-hour Roadside Assistance

During the basic warranty coverage of 48 months and the time duration of the optional Extended Limited Warranty, Mercedes-Benz Roadside Assistance will be at your service. We'll bring you some gas, replace a flat tire with your spare, or jumpstart your car. In the event of a mechanical breakdown, if attempts by our Roadside Assistance technician have not made your vehicle safely operable, towing service will be provided to the nearest Mercedes-Benz dealership. Assistance is available 24 hours a day, every day, to anyone driving a Mercedes-Benz anywhere in Canada or the continental U.S.¹

Wear and tear period

The following parts listed are covered for wear and tear during the first 24 months or 40,000 km whichever comes first. Brake pads, brake discs, brake pad wear sensors and light bulbs.

Mercedes-Benz warranties

The Mercedes-Benz New Vehicle Limited Warranty covers defects in materials or workmanship for 48 months or 80,000 km, whichever occurs first. To widen your window of confidence, you can opt for a Mercedes-Benz Extended Limited Warranty as well.²

Customer service

Owning a Mercedes-Benz means that when you have a question, we're here to help. Customer Service is open from 9 a.m. to 5 p.m. EST, Monday through Friday, and is staffed with knowledgeable Mercedes-Benz people who can talk you through the finer points of working your car's audio system – or even assist you in locating the nearest Mercedes-Benz dealership. Just call 1-800-387-0100. It's that simple.

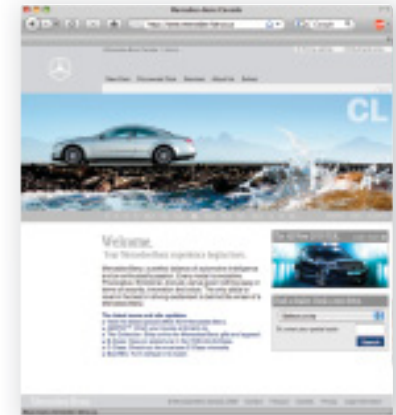
Trip interruption reimbursement

If a breakdown covered by your New Vehicle Limited Warranty or optional Extended Limited Warranty occurs more than 80 km from your home, leaves your Mercedes-Benz vehicle inoperable or unsafe to drive, and requires overnight repairs, we've got you covered. You will be reimbursed up to \$500 for hotel accommodations and up to \$600 for alternative travel expenses per incident while your car is being repaired at an authorized Mercedes-Benz dealership.

¹Vehicle must be accessible from main roads. Roadside Assistance may involve charges for parts, service and towing. Depending on the circumstances, these services may be provided by an outside service provider, courtesy of Mercedes-Benz Roadside Assistance. For full details of the Roadside Assistance Program, please see your dealer. ²Please see your dealer for warranty details as well as for terms, conditions and pricing for extended warranty options.

There's virtually so much more.

Visit mercedes-benz.ca and open an online window to Mercedes-Benz Canada. Revel in the incredible photography of our vehicles and get a visceral impression of what it would be like to see yourself behind the wheel. Get information about any of our vehicles, including financing and leasing options, upcoming models, and how to configure your own ideal Mercedes online. Our website also offers details about the Mercedes-Benz Extended Limited Warranty, vehicle ownership, and much more on the fascinating story behind one of the world's most recognizable brands.



To be continued. With a test drive.

Nowhere is a Mercedes-Benz so convincing as on the road. It is only there that you can fully experience the effortless superior handling that makes this car so special. You can feel how the powerful engine drives the vehicle onwards and how the precise steering movements have a direct effect on your own mood. The special atmosphere that arises during a drive in a Mercedes-Benz cannot be put down on paper. That's why we would like to invite you to reserve an appointment for a test drive at your local Mercedes-Benz dealer. Or visit www.mercedes-benz.ca. We look forward to seeing you.





© 2009 Mercedes-Benz Canada Inc.

All illustrations and specifications contained in this brochure are based on the latest product information available at the time of publication. Mercedes-Benz Canada reserves the right to make changes at any time, without notice, in colours, materials, equipment, specifications and models. Any inaccuracies in colours shown are due to reproduction variations of the printing process. Some vehicles may be shown with non-Canadian equipment. Some vehicles may be shown without side marker lights. Some vehicles are shown with optional equipment available at extra cost. Some optional equipment may not be available on all models. For current information regarding the range of models, standard features, optional equipment and/or colours available in Canada and their pricing, contact your nearest authorized Mercedes-Benz dealer or visit mercedes-benz.ca. harman/kardon and LOGIC7 are registered trademarks of Harman International Industries Inc. iPod is a registered trademark of Apple Computer, Inc.

Printed in Canada
MBC-09-CL10-4650E

Mercedes-Benz Canada Inc. 98 Vanderhoof Avenue, Toronto, Ontario M4G 4C9
1-800-387-0100
www.mercedes-benz.ca

