

2008 SL-CLASS

SL



Mercedes-Benz

There's a feeling deep inside all of us that pushes us that little bit further. It compels us to venture into the unknown, search for new answers, and make new discoveries. Now there's a car that inspires that feeling.

The SL-Class

DYNAMICS	
Engines	4
Transmissions	6
Handling	8
Retractable hardtop	10
COMFORT	12
SAFETY	16
PERFORMANCE	
AMG	20
COLOURS AND MATERIALS	
<i>designo</i>	24
Paint, combination options	26
Upholstery and trim	28
EQUIPMENT	
Equipment listing	30
AMG Sport Package	32
Accessories	34
TECHNICAL FEATURES	
Technical data	35
MERCEDES-BENZ OWNERSHIP AND WEBSITE	36





Innovation ahead. Legacy of brilliance behind.

Mercedes-Benz has been making motor racing history with the SL-Class since the legendary Gullwing model of 1954. However, the SL-Class has never been as dynamic as it is today, equipped with eight and twelve cylinder engines that deliver spine-tingling acceleration.

The SL-Class experience opens with a V-8 engine under the hood of the SL550. Its 382 hp catapult it to 100 km/h in a mere 5.4 seconds and 391 lb-ft of torque is available between 2,800 and 4,800 rpm. The cylinder heads have been redesigned from scratch: timing of the two intake and two exhaust valves is managed by continuously variable camshaft adjustment to optimize fuel combustion. Not only does this increase the engine's power output, it reduces its consumption and emissions too.

V-12 engines have always been synonymous with supreme confidence and reassurance in any situation on the road. The SL600 stays true to this tradition with performance data that truly takes your breath away: with a blistering 510 hp and 612 lb-ft of maximum torque, the SL600 sears 0 to 100 km/h in 4.5 seconds. The V-12 engine combines twin-turbochargers with an intercooler to offer spontaneous response and delivery of its peak torque at extremely low revs.






Skip straight ahead to the fun.

7G-TRONIC: the world's first 7-speed automatic transmission. It makes gear shifting virtually imperceptible to the driver and passenger. It also delivers improved power and acceleration, while enhancing fuel efficiency.

Two different shift modes are operated by the console shifter: Comfort or Sport is your choice. In Comfort mode, the transmission shifts up sooner and the suspension adopts a more comfortable setting. Sport mode offers a more dynamic suspension setting with up shifts occurring at a higher rpm. 7G-TRONIC automatic transmission comes standard on the SL550 with an optional 7G-TRONIC Sport upgrade. This configuration allows manual gear changes with two shift paddles mounted conveniently to the steering wheel.

The SL600, SL55 AMG and SL65 AMG feature 5-speed automatic transmissions. Both AMG models come with AMG-enhanced capabilities and standard manual shift paddles. AMG SPEEDSHIFT programming makes gear changes up to 35% faster, with automatic downshifts during braking and one-touch selection for optimal acceleration.



On the SL550, the optional 7G-TRONIC Sport feature provides you with the control to manually up shift or downshift via steering wheel-mounted paddles.





There's nothing you can't handle.

Bring on a winding country road or a challenging urban setting, and marvel at the standard Active Body Control (ABC) system as it helps deliver the perfect ride. Ten sensors monitor the vehicle's handling. Continuous automatic adjustment of each wheel's suspension counteracts vibration, roll, pitching and braking. Lateral movements are also reduced when cornering. The suspension is automatically lowered at higher speeds.

The selectable Sport mode offers a quicker steering response than the Comfort mode, a firmer suspension set-up and an even smaller roll angle. This results in a sensational driving experience while enhancing safety, too – when taking corrective adjustments at high speed, for example. At the same time, drivers benefit from electronically adjusted power assistance when steering at lower speeds or during difficult maneuvering, such as parking.

The Active Body Control system continuously adjusts each wheel's suspension, improving pitching and rolling while cornering.



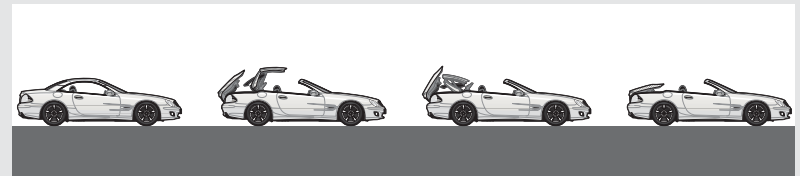




Magnify the sky.

Make that sunset last a little longer. The innovative hardtop retractable roof gives you the security of a coupe and the freedom of an open-air roadster. Touch the button on the console or on your SmartKey remote and the SL-Class' top disappears in 16 seconds – faster than any other retractable hardtop in production. Even with the hardtop retracted into the rear, the SL550 has enough trunk space to carry two golf bags.

If that's not enough, experience the open sky in any weather with the panoramic vario-roof¹. A tinted glass section replaces the conventional metal roof deck above the driver and passenger, allowing you to magnify the sky. On hot days, shade yourself from the sun with a manually extendable screen. The vario-roof is standard on the SL600 and SL65 AMG.



¹Optional on the SL550 and SL55 AMG as part of the Premium Package.

Total exhilaration. Total comfort.

Surround yourself in exclusive wood or genuine Carbon Fibre trim. Be pampered by the luxurious soft grain of the leather upholsteries, available in a variety of rich colour combinations. The leather trim for the instrument cluster with fine topstitching is a highly complementary detail.

Multicontour leather seats are standard. This feature allows you to adjust your seat to the unique contours of your body. Air cushions in the lumbar and side bolster sections cradle your body, giving lateral support when cornering. These motoring thrones also include a massage function. With the push of a button, relax as air pads gently pulsate to relax the back muscles – great for long journeys. Alternatively, Climate Comfort seats¹ feature heat at the touch of a button for chilly mornings and active ventilation for cooling down quickly in the summer.

Enjoy perfect climatic comfort with the standard THERMOTRONIC automatic climate control. Automatic adjustments are made for individual occupants, based on sunlight intensity, moisture and a sophisticated air filter for dust and pollutants.

With the KEYLESS-GO² electronic key in your pocket, you merely have to touch the door handle to open the door and push the start button on the selector lever to start and switch off the engine.



¹Optional on the SL550 and SL55 AMG as part of the Premium Package. ²Optional on SL550 as part of the Premium Package.







Technology for advanced simplicity.

The cockpit of the SL-Class is designed with ergonomics in mind, and features perfectly positioned controls and displays. The COMAND APS control and display system with DVD navigation guides you swiftly and surely to your destination. The 6-disc CD changer is brought to life with the vivid sound of the standard BOSE® surround sound system. Listen to the radio like never before, with SIRIUS Satellite Radio¹. This luxury comes standard, and features 110 premium channels of the best music, sports, talk and entertainment. Access onboard Bluetooth capabilities for safe, hands-free cell phone use while driving.

For added peace of mind en route, have DISTRONIC proximity control fitted as an option. At speeds from 30-180 km/h, DISTRONIC will automatically keep you at a safe distance from the vehicle in front of you. You will find this function intuitively laid out on the multifunction display in the instrument cluster. The PARKTRONIC feature gives similar peace of mind when parking, giving audible and visual warnings of objects that are in close proximity.

¹Monthly subscription required for service.





Explore the road less traveled in total confidence.

Whichever route you choose, you'll always be taking the safe road with the SL-Class thanks to the pioneering safety technology on board. It allows you to indulge in the roadster experience while enjoying the feeling of safety associated with a sedan.

The Electronic Stability Program (ESP[®]) can dramatically enhance cornering control by monitoring your steering and braking actions and responding nearly instantaneously if it detects a loss of directional control or stability¹. If your SL-Class begins to fishtail (oversteer) or plow (understeer), ESP[®] can apply the brakes to any of the four wheels or reduce excess power to help you regain control and stay on course.

Bi-Xenon headlights come standard on all models, providing much better illumination than conventional headlights. The cornering light function uses a wider fog lamp beam to illuminate the road in the direction you are turning. This effectively allows you to see around dark corners and respond accordingly.

¹No system, regardless of how advanced, can overcome the laws of physics or correct careless driving. Please always wear your seat belt. Best performance in snow is obtained with winter tires.





Proven safety for the road ahead.

Mercedes-Benz has led the way in roadster safety since 1989 when it fitted the first ever sensor-controlled rollover bar as standard in the SL-Class. Normally concealed out of sight, it can extend fully in just 0.3 seconds the instant danger is sensed. At the heart of this technology is a tilting-cone sensor which combines with an electronic control unit to detect when the SL-Class is at a critical tilt angle. Plus, an acceleration sensor keeps an eye on the roadster's current status so that the rollover bar can also be deployed automatically if the vehicle is involved in a collision from the front, side or rear. A preloaded spring makes sure the rollover bar is ready for action at any time, but it can also be raised and lowered manually at the push of a button.

And if the worst should happen, rest assured that the SL-Class offers you the best possible protection. The driver and passenger air bags trigger in a matter of milliseconds in the event of a collision, and the large-capacity head/thorax air bags on both sides inflate in response to a side impact to form a protective cushion between you and the door. POST-SAFE functions include automatic engine shut-off and a signal sent to the TeleAid¹ Emergency Response Center, where trained specialists can assess the situation and alert emergency services. Mercedes-Benz knows full well that when it comes to safety, time is of the essence.

¹First year's monitoring provided at no cost with subscription. Subscription is required for service to be active. TeleAid operates only where cellular and Global Positioning System coverage is available.

Let your imagination and your SL-Class run wild.

AMG and SL – two sets of letters that are synonymous with motoring passion and exclusivity. When fused together, the result is two sensational sport cars. The first is propelled by a 5.5-litre supercharged V-8 AMG engine – the SL55 AMG has 510 hp and 531 lb-ft of torque at its disposal.

The second and most powerful model in the SL-Class range also holds the title of the most powerful series-produced roadster in the world: the SL65 AMG. A twin-turbocharged 6.0-litre V-12 engine with 603 hp and 738 lb-ft of torque make it something of a rarity. The speedometer needle passes the 100 km/h mark in a breathtaking 4.2 seconds.

The decelerating power is as reassuring as the accelerating power is exhilarating, thanks to the high-performance AMG composite braking system fitted for both models. This remarkable performance is matched by awe-striking AMG body styling featuring an aggressive combination of side sills, and front and rear aprons. The SL55 AMG features AMG 19" 5-spoke alloy wheels, while the SL65 AMG sports AMG 19" 5-twin spoke multi-piece alloy wheels finished in titanium grey.



AMG





Behind the wheel, it's impossible not to notice the combination of exceptional beauty and exceptional functionality of the intuitively laid out cockpit. This high design will fully prepare you for the ultimate ride that the SL-Class delivers.



Step into an SL-Class. Drive away in a racecar.

The interior of the SL55 AMG and SL65 AMG boasts exclusive, genuine carbon fibre trim, providing authentic motorsport ambiance. This theme is reflected in the high-quality Nappa leather¹, which covers the seats, the door centre panels, the armrests, and even the instrument cluster. The AMG sports seats not only look sporty, they also provide optimal lateral support when cornering at speed.

The sportiest of driving is controlled by the AMG ergonomic sports steering wheel. Aluminium shift paddles provide fast gear changing. Another detail of the SL-Class AMG models: the RACETIMER integrated in the AMG instrument cluster. This feature allows you to measure and better your lap times. The red needles on the silver instruments are particularly striking – in terms of looks and the speed at which they race round the dials.

Adjust for optimum driving with a variety of controls right at your fingertips. Climate Comfort seating controls, seat adjustment, heating and ventilation controls, as well as memorized seat position controls are conveniently situated on the doors.

¹Nappa leather standard in the SL55 AMG. Exclusive Nappa leather standard in the SL65 AMG. Not available on the SL55 AMG.

Luxury. Customized.

Knowing that your automobile will be a bold extension of your personality, we created the *designo* line of exterior paint finishes, interior leather upholstery, and interior trim. The SL-Class roadsters offer an exclusive range of *designo* metallic paint finishes, and inside, a variety of single and two-tone *designo* leather upholstery finishes. But the choice of upholstery colour is only the first of many decisions.

The vario-roof lining as well as the A and C pillars can be finished in *designo* Alcantara in Anthracite, Alpaca Grey or Pebble Beige.

designo trim elements include a selection of woods as well as fine granite. Wood selections include maple grain with a *designo* natural or *designo* umber finish, and oak grain in the brand new *designo* matte natural finish. By contrast, the Labrador blue pearl and black Star Galaxy stone trims make an elegantly sporty statement.

See your dealer for details.





What shade is your personality?



Wonderfully sophisticated and refined colours have been created using the most technologically advanced materials. A protective clearcoat gives your automobile a scratch resistance unparalleled in the automobile industry. This standard finish is three times more scratch-resistant than previous clear coats, maintaining the attractive, high-quality appearance of your automobile over the long term.

	LEATHER				NAPPA LEATHER				EXCLUSIVE NAPPA LEATHER			
	Black/Black	Dark Pearl/Pebble Beige	Black/Flamenco Red	Dark Alpaca Grey/Alpaca Grey	Black/Black	Dark Pearl/Pebble Beige	Black/Flamenco Red	Dark Alpaca Grey/Alpaca Grey	Black/Black	Dark Pearl/Pebble Beige	Black/Flamenco Red	Dark Alpaca Grey/Alpaca Grey
SOLID PAINT												
Black	●	●	●	●	●	●	●	●	●	●	●	●
Fire Opal	●	●	●	○	●	●	●	○	●	●	●	○
Alabaster White	●	○	●	●	●	○	●	●	●	○	●	●
METALLIC PAINT												
Chromite Black	●	●	●	●	●	●	●	●	●	●	●	●
Obsidian Black	●	●	●	●	●	●	●	●	●	●	●	●
Tanzanite Blue	●	●	○	●	●	●	○	●	●	●	○	●
Thulite Red	●	●	○	○	●	●	○	○	●	●	○	○
Cubanite Silver	●	●	●	○	●	●	●	○	●	●	●	○
Tenorite Grey	●	●	●	○	●	●	●	○	●	●	●	○
Tellurium Silver	●	○	●	●	●	○	●	●	●	○	●	●
Iridium Silver	●	○	●	○	●	○	●	○	●	○	●	○

● Recommended combination

○ Possible combination


SOLID PAINT



040 Black



590 Fire Opal



960 Alabaster White

METALLIC PAINT (OPTIONAL)



112 Chromite Black



197 Obsidian Black



359 Tanzanite Blue




541 Thulite Red



723 Cubanite Silver



755 Tenorite Grey



762 Tellurium Silver



775 Iridium Silver




LEATHER




211 Black/Black



215 Dark Pearl/Pebble Beige



217 Black/Flamenco Red



218 Dark Alpaca Grey/Alpaca Grey


NAPPA LEATHER




211 Black/Black



215 Dark Pearl/Pebble Beige



217 Black/Flamenco Red



218 Dark Alpaca Grey/Alpaca Grey


EXCLUSIVE NAPPA LEATHER




511 Black/Black



515 Dark Pearl/Pebble Beige



517 Black/Flamenco Red



518 Dark Alpaca Grey/Alpaca Grey

TRIM



731 Burl Walnut (high-gloss)



733 Chestnut



736 Black Ash



H73 AMG Carbon Fibre

INDIVIDUAL EQUIPMENT (SELECTION)	SL550	SL55 AMG	SL600	SL65 AMG
TRANSMISSION				
7G-TRONIC 7-speed automatic transmission	●	-	-	-
5-speed automatic transmission with Touch Shift	-	-	●	-
AMG SPEEDSHIFT 5-speed automatic transmission	-	●	-	●
TRACTION/STABILITY				
Active Body Control (ABC)	●	●	●	●
Parameter steering	●	●	●	●
Electronic Stability Program (ESP®) including ABS and traction control (ASR)	●	●	●	●
Sensotronic Brake Control (SBC) with Brake Assist (BAS)	●	●	●	●
AUDIO/VISUAL/COMMUNICATION				
COMAND APS with navigation	●	●	●	●
BOSE® surround sound system with 6-disc CD changer	●	●	●	●
SIRIUS Satellite Radio ¹	●	●	●	●
Cellular Telephone Preparation with Bluetooth Adaptor	●	●	●	●
LINGUATRONIC voice control	●	●	●	●
EXTERIOR				
18" 5-twin spoke alloy wheels	●	-	-	-
18" 5-spoke alloy wheels	-	-	●	-
AMG 18" 5-twin spoke alloy wheels	○ ²	-	○ ²	-
AMG 19" 5-spoke alloy wheels	-	●	-	-
AMG 19" 5-twin spoke multi-piece alloy wheels	-	○ ²	-	●
Bi-Xenon headlamps with washers and cornering lights	●	●	●	●
Electronic parking brake with convenience release function	●	●	●	●
Remote trunk release with power-assisted closure	●	●	●	●

INDIVIDUAL EQUIPMENT (SELECTION)	SL550	SL55 AMG	SL600	SL65 AMG
Electronically adjustable heated exterior mirrors with turn signal indicators and power folding function	●	●	●	●
Two-stage rain-sensing windshield wipers with heated windshield washing system	●	●	●	●
Tinted glass	●	●	●	●
INTERIOR				
Multicontour driver and passenger seats with 3-position memory and massage function	●	●	●	●
Climate Comfort seats (heated and ventilated, with perforated leather)	○ ²	○ ²	●	●
Burl Walnut wood trim	●	○	●	○
AMG Carbon Fibre trim	-	●	-	●
Black Ash wood trim	○	○	○	○
Chestnut wood trim	○	○	○	○
Leather upholstery	●	-	-	-
Nappa leather upholstery	-	●	-	-
Exclusive Nappa Leather upholstery	-	-	●	●
Alcantara roof liner	-	●	●	●
Leather-wrapped multifunction steering wheel and shift knob	●	●	●	●
Leather/Burl Walnut steering wheel	●	-	●	-
Steering wheel shift paddles	○ ²	●	○ ²	●
Panoramic vario-roof	○ ²	○ ²	●	●
THERMOTRONIC automatic climate control	●	●	●	●
Auto-dimming mirrors (rearview and driver's side)	●	●	●	●

● Standard ○ Optional - Not Available

INDIVIDUAL EQUIPMENT (SELECTION)				
	SL550	SL55 AMG	SL600	SL65 AMG
Power-tilt/ telescoping steering column with 3-position memory	●	●	●	●
Power windows with one-touch express up and down	●	●	●	●
Windscreen	●	●	●	●
CONVENIENCE				
DISTRONIC	○	○	○	○
SmartKey with panic button	●	●	●	●
KEYLESS-GO	○ ²	●	●	●
PARKTRONIC	●	●	●	●
Integrated garage door opener	●	●	●	●
Rear luggage belts	●	●	●	●
Locator lighting with headlamp switch-off delay	●	●	●	●
Steering wheel moves up automatically for easier entry and exit (EASY-ENTRY)	●	●	●	●
Cruise control	●	●	●	●
SAFETY				
TeleAid Emergency Calling System ³	●	●	●	●
Anti-theft alarm system with tow-away protection	●	●	●	●
Dual-front air bags and head/thorax side air bags	●	●	●	●
Two 3-point height-adjustable seat belts	●	●	●	●
Belt tensioners with belt-force limiters	●	●	●	●
Tire Pressure Monitoring System	●	●	●	●

PREMIUM PACKAGES

	SL550	SL55 AMG	SL600	SL65 AMG
SL550: Climate Comfort seats. Panoramic vario-roof. KEYLESS-GO. Electronic trunk closure.	○	-	-	-
SL55 AMG: Climate Comfort seats. Panoramic vario-roof. Electronic trunk closure.	-	○	-	-

OPTION PACKAGES

	SL550	SL55 AMG	SL600	SL65 AMG
AMG SPORT PACKAGE: AMG 18" 5-twin spoke alloy wheels. AMG front air dam, side skirts and rear apron. AMG leather-wrapped sport steering wheel. Steering wheel shift paddles. Performance tires.	○	-	○	-
AMG PERFORMANCE PACKAGE: AMG 19" 5-twin spoke multi-piece alloy wheels. Limited slip differential and compound brakes. 14.1" DTM-style leather-wrapped sport steering wheel. Aluminium steering wheel shift paddles. Active Body Control (ABC) with AMG "Nürburgring" calibration. Electronic speed limiter deletion.	-	○	-	-

● Standard ○ Optional - Not Available

¹Monthly subscription required for service. ²Available as part of an option package. ³First year's monitoring provided at no cost with subscription. Subscription is required for service to be active. TeleAid operates only where cellular and Global Positioning System coverage is available.

More style. More class. More admiration.

SL-Class roadsters have always turned heads, an effect that is only enhanced with the addition of the AMG Sport Package. Set your SL550 or SL600 apart with AMG 18" 5-twin spoke wheels: 255/40 R 18 in the front and 285/35 R 18 at the back, all riding on the best in performance tires¹. Both models feature an exclusive AMG-designed body kit, consisting of a powerful front apron with larger cooling-air intakes and integrated fog lamps, side skirts and rear apron with a black insert.

Inside, the standard steering wheel is replaced with an AMG-designed leather-wrapped sport steering wheel with shift paddles for greater command over gear shifting. In the SL550, the shift paddles perform ingeniously with the 7G-TRONIC transmission. In the SL600, shift paddles are paired with a 5-speed automatic transmission.

¹Not recommended for winter use.





For that finishing touch of class.



Add beauty. Add functionality. Add detail. Add luxury. In fact, add as much as you'd like from our elaborate range of genuine Mercedes-Benz Accessories.

Car Cover

The custom Car Cover will protect your SL-Class from all the elements.



Trunk Tray

This shallow Trunk Tray is precision tailored, and made from non-slip materials. Keep your trunk clean, and protect it against spillage.



AMG 18" ultra-thin multi-spoke alloy wheels

Augment the bold statement made by your new SL-Class with the powerful look of AMG 18" ultra-thin multi-spoke alloy wheels.



AMG Rear Apron

AMG Rear Apron with AMG dual-twin pipe exhaust adds a further refined look to the rear of your vehicle.



	SL550	SL55 AMG	SL600	SL65 AMG
Engine type	DOHC 32-valve V-8	DOHC 24-valve V-8	SOHC bi-turbo 36-valve V-12	SOHC bi-turbo 36-valve V-12
Total displacement	5,461-cc	5,439-cc	5,513-cc	5,980-cc
Net power	382 hp @ 6,000 rpm	510 hp @ 6,100 rpm	510 hp @ 5,000 rpm	603 hp @ 4,800 rpm
Net torque	391 lb-ft @ 2,800-4,800 rpm	531 lb-ft @ 2,600-4,000 rpm	612 lb-ft @ 1,900-3,500 rpm	738 lb-ft @ 2,000-4,000 rpm
Acceleration ¹ , 0-100 km/h	5.4 seconds	4.5 seconds	4.5 seconds	4.2 seconds
Approximate top speed ²	250 km/h	250 km/h	250 km/h	250 km/h
Tires, front rear	255/40 R 18 285/35 R 18	255/35 R 19 285/30 R 19	255/40 R 18 285/35 R 18	255/35 R 19 285/30 R 19
Fuel economy ³ , city/highway estimate	16.5-9.7 L/100 km	17.4-11.5 L/100 km	18.5-11.5 L/100 km	18.5-11.3 L/100 km
Fuel tank capacity	80.0 litres (with 10.0-litre reserve)	80.0 litres (with 10.0-litre reserve)	80.0 litres (with 10.0-litre reserve)	80.0 litres (with 10.0-litre reserve)
Fuel requirement	Premium unleaded gasoline	Premium unleaded gasoline	Premium unleaded gasoline	Premium unleaded gasoline
Dimensions ⁴				
Wheelbase	100.1 in/2,560 mm	100.1 in/2,560 mm	100.1 in/2,560 mm	100.1 in/2,560 mm
Overall length	178.4 in/4,532 mm	178.4 in/4,532 mm	178.4 in/4,532 mm	178.4 in/4,532 mm
Overall height	50.1 in/1,298 mm	50.1 in/1,295 mm	50.1 in/1,298 mm	50.1 in/1,295 mm
Overall width incl. mirrors	80 in/2,033 mm	80 in/2,033 mm	80 in/2,033 mm	80 in/2,033 mm
Curb weight	4,211 lb/1,910 kg	4,464 lb/2,025 kg	4,321 lb/1,960 kg	4,674 lb/2,120 kg
Trunk capacity	235 litres	235 litres	235 litres	235 litres

¹Stated rates of acceleration are based on manufacturer's track results and may vary depending upon model, environmental and road surface conditions, driving style, elevation and vehicle load. ²Electronically limited. ³These estimates are based on Transport Canada testing methods. The actual fuel consumption of this vehicle may vary. Refer to the *Fuel Consumption Guide*. ⁴Dimensions shown are for models with standard equipment.

A passion for things done right.

It's what you expect from Mercedes-Benz. A passion for craftsmanship and attention to detail is what sets Mercedes-Benz apart from all other manufacturers. This passion drives us to set new standards in design, performance, comfort and safety. To continually build on the legendary traditions of Mercedes-Benz. And to provide you with an ownership experience unlike any other, including the valuable benefits described below.

24-hour Roadside Assistance

During the basic warranty coverage of 48 months and the time duration of the optional Extended Limited Warranty, Mercedes-Benz Roadside Assistance will be at your service. We'll bring you some gas, replace a flat tire with your spare, or jumpstart your car. In the event of a mechanical breakdown, if attempts by our Roadside Assistance technician have not made your vehicle safely operable, towing service will be provided to the nearest Mercedes-Benz dealership. Assistance is available 24 hours a day, every day, to anyone driving a Mercedes-Benz anywhere in Canada or the continental U.S.¹

Wear and tear coverage

For 24 months or 40,000 km (whichever comes first) many items normally considered "wear and tear", such as light bulbs, brake pads and discs, are covered. If necessary, an authorized Mercedes-Benz dealer will replace these parts at no charge to you.

Mercedes-Benz warranties

The Mercedes-Benz New Vehicle Limited Warranty covers defects in materials or workmanship for 48 months or 80,000 km, whichever occurs first. To widen your window of confidence, you can opt for a Mercedes-Benz Extended Limited Warranty as well.²

Customer service

Owning a Mercedes-Benz means that when you have a question, we're here to help. Customer Service is open from 9 a.m. to 5 p.m. EST, Monday through Friday, and is staffed with knowledgeable Mercedes-Benz people who can talk you through the finer points of working your car's audio system – or even assist you in locating the nearest Mercedes-Benz dealership. Just call 1-800-387-0100. It's that simple.

Trip interruption reimbursement

If a breakdown covered by your New Vehicle Limited Warranty occurs more than 80 km from your home, leaves your Mercedes-Benz vehicle inoperable or unsafe to drive, and requires overnight repairs, we've got you covered. You will be reimbursed up to \$500 for hotel accommodations and up to \$600 for alternate travel expenses per incident while your car is being repaired at an authorized Mercedes-Benz dealership.

**Log on to learn more at
mercedes-benz.ca**

Looking for more Mercedes-Benz information? Visit mercedes-benz.ca to open an online window to Mercedes-Benz Canada. Get information about any model, including financing and leasing options, upcoming vehicles, or purchase Mercedes-Benz the Collection gifts and personal accessories. Our website also offers details about the Mercedes-Benz Extended Limited Warranty, Mercedes-Benz Ownership, and the history of Mercedes-Benz.



¹Vehicle must be accessible from main roads. Roadside Assistance may involve charges for parts, service and towing. Depending on the circumstances, these services may be provided by an outside service provider, courtesy of Mercedes-Benz Roadside Assistance. For full details of the Roadside Assistance Program, please see your dealer. ²Please see your dealer for warranty details as well as for terms, conditions and pricing for extended warranty options.



Mercedes-Benz

© 2007 Mercedes-Benz Canada Inc.

All illustrations and specifications contained in this brochure are based on the latest product information available at the time of publication. Mercedes-Benz Canada reserves the right to make changes at any time, without notice, in colours, materials, equipment, specifications and models. Any inaccuracies in colours shown are due to reproduction variations of the printing process. Some vehicles may be shown with non-Canadian equipment. Some vehicles may be shown without side marker lights. Some vehicles are shown with optional equipment available at extra cost. Some optional equipment may not be available on all models. For current information regarding the range of models, standard features, optional equipment and/or colours available in Canada and their pricing, contact your nearest authorized Mercedes-Benz dealer or visit mercedes-benz.ca.

Printed in Canada
MBC-07-SL08-10044

Mercedes-Benz Canada Inc. 98 Vanderhoof Avenue. Toronto, Ontario M4G 4C9
1-800-387-0100
www.mercedes-benz.ca