

CL

2008 CL-CLASS



Mercedes-Benz

CL

Will your passions be quenched? Or fueled?

The CL-Class

DYNAMICS	4
Engines	6
Transmissions	8
Handling	10
COMFORT	12
Seating comfort	14
Control and display systems	16
Entertainment	18
SAFETY	
PRO-SAFE™ and PERFORM-SAFE	20
PRE-SAFE®	22
PASSIVE-SAFE	24
POST-SAFE	26
PERFORMANCE	
AMG	28
COLOURS AND MATERIALS	
<i>designo</i>	32
Paint, combination options	34
Upholstery and trim	36
EQUIPMENT	
Equipment listing	38
AMG Sport Package	42
Accessories	44
TECHNICAL FEATURES	
Technical data	46
MERCEDES-BENZ OWNERSHIP AND WEBSITE	48









At the crossroads of passion and precision.

In the 2008 CL-Class, every detail has come together perfectly. Because every detail represents a choice. A choice to be, to make, to do the best. The result is our most sophisticated coupe ever.

The front and rear pillars linked by the powerful arch of the roof usually dominate the form of a coupe. In the case of the CL-Class, this is just one of many exciting design characteristics. Indeed, its entire formal vocabulary is an irresistibly eloquent invitation to take the wheel. Even at first glance, the CL seems to hug the road, ready to deliver an exceptional driving experience.

The impressive radiator grille and the high-tech headlamps give the front section its unmistakable identity. The muscular contours of the wings dominate the side view, while a distinctive arched shoulder line sweeps across the flanks of the vehicle and merges with the characteristic roof line.

Styling as dynamic as this inevitably raises expectations about performance. A look under the long hood confirms the presence of a power plant that is eminently worthy of a coupe like the CL. And this year you can choose from two brand new wheel designs. Will it be sporty and athletic? Or elegant and understated? There are no wrong answers.

Even the power is sophisticated.

Raw power is one thing, but refined power is so much more rewarding.

The CL550's 5.5-litre V-8 engine produces 382 hp at 6,000 rpm and 391 lb-ft of torque at 3,000 rpm. Impressive, indeed.

To reduce engine weight and increase durability, the V-8 engine block is made of cast aluminium, a construction similar to that of Mercedes-Benz racecar engines. Innovative aluminium-silicon-alloy cylinder sleeves help reduce friction by up to 50%. Yet with all its power, the engine remains smooth and efficient, thanks in part to four valves per cylinder, dual overhead cams (DOHC) and continuously variable intake and exhaust valve timing. Working in tandem, these technologies manage the air-fuel mixture to give the engine the power it needs, precisely when it needs it. The result? The CL550 goes from 0 to 100 km/h in a commanding 5.4 seconds.

The CL600's bi-turbo V-12 engine – one of the world's most powerful production car engines – produces 510 hp and a staggering 612 lb-ft of torque. From a standstill, 100 km/h is reached in a scant 4.6 seconds. Two turbochargers – one per cylinder bank – increase peak power, power being most definitely what this engine is all about. And really, why have just one turbocharger when you could have two?





Mercedes-Benz transforms the transmission.

Our muscular power plants are balanced by transmissions of equal intelligence. The CL550 is the only car in its class to have a 7G-TRONIC 7-speed automatic transmission as standard equipment. This wide range of closely spaced gears gives the driver the ideal gear for virtually any driving situation, and makes for smoother cruising, more responsive acceleration and even improved fuel efficiency.

To accommodate its massive torque, the CL600 is fitted with a 5-speed automatic transmission. Its driver-adaptive technology actually learns how you like to drive and adjusts its shift points accordingly.

For an extra measure of fun, the CL550 and CL600 feature Touch Shift, allowing you to manually change gears via shift buttons on the rear of the steering wheel. You can also choose between “Comfort” and “Sport” shifting profiles to match your mood. And on our CL63 AMG and CL65 AMG we’ve included special AMG SPEEDSHIFT programming to improve the speed of gear changes up to 35% which translates to lively acceleration when desired.



Select gears via a simple tap of the DIRECT SELECT shift lever.




Power on an even keel.

The CL-Class possesses Active Body Control (ABC) – one of the industry's most advanced suspension systems. ABC provides an excellent balance of ride comfort and handling, virtually eliminating body roll during cornering. This highly integrated system uses sensors and electronically controlled high-pressure hydraulics to dramatically reduce the effects of roll, vibration, pitch, dive and squat during aggressive driving or evasive maneuvers.

Handling is also made smooth and responsive by a multi-link suspension that provides exceptional driving poise and control. A five-arm rear multi-link design controls rear-wheel movement. Lightweight/high strength aluminium components further ensure that the CL-Class is an automobile that grabs the road and your imagination.

The ride height can be adjusted manually via the COMAND system for snowdrifts, low bottom clearance or rutted roads.









Not so much an interior as an inner sanctum.

We've long been dedicated to creating true drivers' cars, where the environment of the driver is sacred space.

Like a first-class bespoke suit, the CL surrounds you with the best materials, coordinated to perfection. A sensual sanctuary awaits you with our hand-fitted PASSION two-tone leather upholstery highlighted by high-gloss Burl Walnut or Natural Poplar¹ wood trim. Understated matte Burl Walnut or elegant Dark Ash wood trims are also available on the CL550 and CL600. Our soft, luxurious *designo* Alcantara roof liner perfectly complements any combination. Each finishing touch is carefully thought out, such as the heated steering wheel for cold mornings and chilly nights.

Plus, there's a four-zone THERMOTRONIC climate control system to envelop the cabin with individual heating and cooling controls for driver, front passenger and each rear passenger. Set to the Auto position, our system even monitors sunlight intensity and seat occupancy, determining which side of the car requires greater cooling and adjusting the temperature and airflow accordingly. A final superb addition is the sliding glass sunroof with power-tilt function for those idyllic summer evening drives. Enjoy.

¹Standard on the CL600 only.



Pleasure. An engineering principle.

In a CL, feeling good is an exact science. That's why our seats are designed to embrace you, offering unrivaled comfort and security. Such as the 14-way power-adjustable heated front seats in the CL550, certainly nothing to feel uncomfortable about with lumbar support and 3 instant-recall memory settings. It's enough to make you eager for the longest adventures.

To transform these seats into even more, consider the following options: adding the Drive-Dynamic multicontour front seats¹ for the ultimate in ergonomics. Thirteen pneumatic chambers may be adjusted in the lumbar, lower cushion and side-bolster areas. Four levels of massage help fight fatigue. For added control when cornering, the system continuously monitors driving conditions and adjusts air chambers within the seat for added support, helping to counteract lateral G-forces. Three levels of heating and ventilation are also available for the driver and front passenger seats. The Climate Comfort front seats² keep you cool by gently circulating air through perforations in the seat and backrest.

We've also been careful not to slight rear passengers who will enjoy individual seats with a fold-down centre armrest and over 36" of headroom. For increased rear passenger comfort, the backs of the front seats in the CL-Class are contoured, creating more leg and knee room for those in the rear. Spread out and luxuriate in the ride.

In the Drive-Dynamic multicontour front seats, seat memory recalls the exact settings of the inflatable pneumatic cushions.



¹Only available on the CL550 and CL63 AMG as part of the Premium Package. Standard on the CL600 and CL65 AMG.

²Only available on the CL550 as part of the Premium Package. Standard on the CL600, CL63 AMG and CL65 AMG.

Remarkably sophisticated, yet surprisingly simple.


Sophistication shouldn't mean complication. And Mercedes-Benz believes that clearly laid-out controls make tasks easier and ultimately, driving safer.

With this in mind, we developed the COMAND control and display system. It utilizes a high-resolution 8" colour screen situated next to the instrument cluster, to relay valuable information clearly and directly in your field of vision. COMAND is operated by the COMAND controller – a simple push button dial placed on the front centre arm rest. So you have mastery of seat adjustments, climate control, the harman/kardon® LOGIC7® surround sound system and the GPS-based navigation system all at your will. Should you prefer, you can even direct your CL via LINGUATRONIC voice control instead of using the COMAND controller. And naturally, the CL-Class features built-in Bluetooth integration.

To display potential hazards behind you when backing up there's a high-resolution Rear View Camera. Now here's something even more ingenious for 2008: the radar-based Advanced Parking Guidance system¹. It helps you when you're looking for a parking space, calculates the vehicle width and displays a successful steering angle to help you reverse in. Plus, the display offers you a bird's eye view of the space. So tricky parking isn't tricky anymore.

¹Delayed availability, please see dealer for details. ²DISTRONIC PLUS Adaptive Cruise Control is no substitute for active driving involvement. It does not react to stationary objects, nor recognize or predict the curvature and lane layout of the road or the movement of vehicles ahead, and can only apply a maximum of 40% of vehicle braking power. Available as part of an option package.

The intelligent DISTRONIC PLUS Adaptive Cruise Control² is offered only by Mercedes-Benz. For the CL-Class, this technology determines whether you're closing in on a vehicle too quickly and starts braking even if your foot is still on the gas pedal, to maintain the selected following distance. If necessary, DISTRONIC PLUS can bring you to a complete stop.









There's superb performance inside, too.

The ideal accompaniment for the CL's dynamics is magnificent entertainment. The show begins with a harman/kardon® LOGIC7® surround sound system. It features unparalleled sound quality with six hundred watts of power, 14 speakers and format capabilities including a PCMCIA interface for reading and storing up to 500 MP3's from memory cards on its internal hard drive. CD, DVD-audio and DTS (digital theatre sound) formats are transformed into digital masterpieces.

New this year is the addition of SIRIUS Satellite Radio¹ with 110 premium channels of the best music, sports, news, talk and entertainment programming on Canadian radio. And while you're listening to your favourites, the cabin acoustics are monitored and automatically adjusted when needed to optimize your audio experience. The sound system even automatically drops volume if your phone should ring. Sounds nothing less than perfect.

¹Monthly subscription required for service.

Wise men say there are no accidents. We'd like to prove them right.

PRO-SAFE™ is the philosophy behind a series of linked technologies that come into play in the critical moments before, during and after an accident.

First, the Electronic Stability Program (ESP®) continuously monitors your vehicle's motion to help keep it going in your intended direction. If ESP® detects wheel spin, severe understeer (plowing) or oversteer (fishtailing), the system can brake individual wheels and reduce engine power to help bring the vehicle back under control¹.

And the CL-Class is equipped with the ADAPTIVE BRAKE system to dry the brake pads off periodically when the windshield wipers are on. Brake Assist (BAS) automatically boosts braking power, applying the brakes faster and harder than average human reaction in case of an impending collision.

Active Bi-Xenon headlamps and cornering lights follow your steering movements to illuminate potential hazards on curves and in corners.

Plus Night View Assist² detects objects up to 500 feet away with state-of-the-art infrared projectors. This system then converts the reflected light into visible images on the instrument panel's crystalline display. Night View Assist is part of our commitment to innovations that literally change how you see the road.

¹No system, regardless of how advanced, can overcome the laws of physics or correct careless driving. Please always wear your seat belt. Best performance in snow is obtained with winter tires. ²Night View Assist does not replace the use of headlamps and should not be used as the primary visual source for the driver. Optional on the CL500, CL600 and CL63 AMG as part of an option package. Standard on the CL65 AMG.





Navi Audio Tel Video Fahrzeug

1 SWR2
2 SWR1 BW
19° sunshine
3 SWR3
5 SWR2

Radio Speicher FM Klang

Technology that expects the unexpected.

Mercedes-Benz is the first and only automaker to offer PRE-SAFE® technology. A revolution in safety, PRE-SAFE® continuously monitors inputs from the Electronic Stability Program (ESP®) and Brake Assist features. If circumstances suggest the likelihood of an accident, PRE-SAFE® helps automatically secure your vehicle before one occurs.

It's simple: PRE-SAFE® activates any time evasive steering maneuvers are detected. This revolution in safety can also adjust the occupied front passenger's seat to help ensure optimum air bag and seat belt effectiveness. If severe skidding indicates a rollover is imminent, PRE-SAFE® automatically closes the windows and sunroof. In vehicles equipped with Drive-Dynamic multicontour front seats¹, PRE-SAFE® also inflates the front seat cushions and seatbacks to help keep occupants situated. When driving conditions return to normal, PRE-SAFE® automatically releases the seat belt tensioners. Perhaps most amazing, all this happens in just seconds.



¹Only available on the CL550 and CL63 AMG as part of the Premium Package.



Beneath its velvet glove, an iron fist.

Behind all its beautiful interior appointments, the CL boasts a powerful combination of strength and innovation. PASSIVE-SAFE construction employs a series of reinforced crumple zones and advanced technology. Many crucial areas of the CL-Class body are composed of High-Strength/Low-Alloy and Ultra High-Strength/Low-Alloy steel for optimum protection. Sophisticated crumple zones also help divert some of the force of an impact around your vehicle.

The CL-Class further benefits from the 11-way protection of a 9 air bag system, including two-stage front air bags and front and rear side-impact air bags¹. This design includes full-length window curtain air bags on the front and rear windows to help protect all passengers from head injuries and broken glass in side impacts and rollovers. Working in tandem with the air bags are Emergency Tensioning Devices (ETDs) and belt force limiters. If a collision exceeds a preset threshold, the ETDs instantly remove the slack from your seat belt. Belt force limiters allow some give in the seat belts to help minimize seat-belt strain.

¹WARNING: The forces of a deploying air bag can cause serious or fatal injuries to a child under age 13. Children under 13 should be seated in the back seat if possible. See Operator's Manual for additional warnings and information on air bags, seat belts and child seats.



When every second counts, count on us.

In the urgent moments just after an accident, our POST-SAFE technology helps minimize risk to you and your passengers and aids rescue efforts. Following a collision, POST-SAFE automatically carries out a range of safety measures: the engine shuts off and hazard signals and emergency interior lighting switch on, the side windows are lowered and the doors are unlocked. Cutting points on the windshield and rear window help emergency responders identify the sections of the A and C pillars that can be cut should it be necessary to tear off the roof. And anytime an air bag or Emergency Tensioning Device is activated, the vehicle engages the standard TeleAid System¹, putting your vehicle in touch with the TeleAid Emergency Response Center, where trained specialists can assess the situation and alert emergency services. Mercedes-Benz understands that when it comes to safety, time is of the essence.

¹First year's monitoring provided at no cost with subscription. Subscription is required for service to be active. TeleAid operates only where cellular and Global Positioning System coverage is available.





AMG



The car Formula One drivers like to drive to work in.

With so much breath-taking power the dilemma becomes which of our CL-Class AMG's to choose? The CL63 AMG boasts world's most powerful naturally-aspirated V-8 production engine which generates 518 hp and 465 lb-ft of torque. It's combined with a 7G-TRONIC 7-speed automatic transmission with AMG SPEEDSHIFT programming that offers a choice of three different shift modes. The CL65 AMG arrives with an AMG 6.0-litre V-12 bi-turbo engine that delivers a staggering 603 hp and 738 lb-ft of torque. This kind of torque needs to be harnessed with a 5-speed automatic transmission with AMG SPEEDSHIFT enhancements.

Each of these AMG jewels offer the newly developed AMG sport suspension based on Active Body Control (ABC), a high-performance braking system with composite discs at the front and rear, plus twin sliding calipers at the front. Two chromed dual tailpipes crown the AMG sports exhaust system. And by now you will have duly noted the sleek exterior styling including a front apron with enlarged air intakes, side skirts, a rear apron and AMG 20" 5-spoke alloy wheels with staggered performance tires¹.

Of course, everyone you pass will notice, too.

¹Not recommended for winter use.

Even top athletes like a little pampering.

The CL63 AMG and CL65 AMG are top athletes with a penchant for impeccable luxury. The CL63 AMG sports handsome PASSION leather upholstery in three two-tone combinations, while the CL65 AMG tops it off with the new diamond pattern of the Exclusive PASSION leather appointments. You'll find them on the side panels of the doors, for example.

Then there's the detailing that graciously elevates both models. Such as the AMG sport seats with horizontal fluting, and AMG badging on the backrests of all four seats. The AMG instrument cluster immediately catches the eye with its stylized AMG main menu including RACETIMER. The door sill panels are brushed stainless steel with an embossed AMG signature. And even the pedals are distinguished, combining brushed stainless steel with functional rubber studs for a firm grip. Your right foot has never had it better.









As individual as you are.

It goes without saying that you can always expect the best from the CL-Class. So we endeavor to exceed your expectations with exquisite materials and finishing touches that display a meticulous attention to detail.

A *designo* interior offers an unparalleled statement in luxury, comfort and personal taste. Choose from an extensive range of hand-fitted *designo* aniline leather seats with characteristic ten-rib vertical fluting and a high-quality *designo* insignia in the backrests. The armrests for the doors and centre console are also upholstered with *designo* leather and finely coordinated trim elements. Alcantara roof lining in anthracite completes the package.

See your dealer for details.

The ultimate designer is you.



Here's your chance to create and customize your CL-Class vehicle to immaculate perfection. It's all a matter of selecting the exact combination of exterior paint colour, solid or metallic finish and your ideal interior. Mercedes-Benz has thoughtfully developed a unique paintwork that incorporates microscopically small ceramic particles for incredible resistance to scratches and the elements. The result? Whichever paint finish you choose, your CL will continue to shine for years to come.

	PASSION LEATHER					EXCLUSIVE PASSION LEATHER				
	Black/Black	Savanna Beige/Cashmere Beige	Black/Sahara Beige	Black/Cognac Brown	Dark Basalt Grey/Basalt Grey	Black/Black	Savanna Beige/Cashmere Beige	Black/Sahara Beige	Black/Cognac Brown	Dark Basalt Grey/Basalt Grey
SOLID PAINT										
Black	●	●	●	●	●	●	●	●	●	●
Calcite White	●	○	○	●	●	●	○	○	●	●
METALLIC PAINT										
Chromite Black	●	●	●	●	●	●	●	●	●	●
Obsidian Black	●	●	●	●	●	●	●	●	●	●
Tanzanite Blue	○	●	●	○	●	○	●	●	○	●
Flint Grey	●	○	○	○	○	●	○	○	○	○
Germanite Grey	●	○	●	○	●	●	○	●	○	●
Carneol Red	●	●	●	○	●	●	●	○	●	●
Cubanite Silver	●	○	○	●	○	●	○	○	●	○
Iridium Silver	●	○	○	●	●	●	○	○	●	●
Sanidine Beige	●	●	●	●	○	●	●	●	●	○

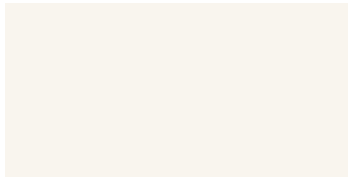
● Recommended combination

○ Possible combination

SOLID PAINT



040 Black



650 Calcite White

METALLIC PAINT (OPTIONAL)



112 Chromite Black



197 Obsidian Black



359 Tanzanite Blue



368 Flint Grey



494 Germanite Grey



544 Carneol Red



723 Cubanite Silver




775 Iridium Silver




798 Sanidine Beige




PASSION LEATHER




801 Black/Black




807 Black/Cognac Brown



804 Savanna Beige/Cashmere Beige




808 Dark Basalt Grey/Basalt Grey




805 Black/Sahara Beige


EXCLUSIVE PASSION LEATHER




511 Black/Black




517 Black/Cognac Brown



514 Savanna Beige/Cashmere Beige



518 Dark Basalt Grey/Basalt Grey



515 Black/Sahara Beige

TRIM



731 Burl Walnut (high-gloss)



H03 Burl Walnut (matte)



729 Natural Poplar



H73 AMG Carbon Fibre



736 Dark Ash

INDIVIDUAL EQUIPMENT (SELECTION)

	CL550	CL600	CL63 AMG	CL65 AMG
TRANSMISSION				
7G-TRONIC 7-speed automatic transmission	●	-	-	-
5-speed automatic transmission	-	●	-	-
7G-TRONIC 7-speed automatic transmission with AMG SPEEDSHIFT enhancements	-	-	●	-
5-speed automatic transmission with AMG SPEEDSHIFT enhancements	-	-	-	●
DIRECT SELECT gearshift with steering wheel gearshift buttons	●	●	-	-
DIRECT SELECT gearshift with steering wheel shift paddles	-	-	●	●
TRACTION/STABILITY				
Active Body Control (ABC)	●	●	●	●
Parameter steering	●	●	●	●
Electronic Stability Program (ESP®) including ABS and traction control (ASR)	●	●	●	●
ADAPTIVE BRAKE system with hill start assist	●	●	●	●
Brake Assist (BAS)	●	●	●	●
AUDIO/VISUAL/COMMUNICATION				
COMAND APS with navigation and PCMCIA interface for MP3 playback from memory cards	●	●	●	●
harman/kardon® LOGIC7® surround sound system with Dolby Digital 5.1, DTS, 14 speakers, 600 watts and a 6-disc DVD changer	●	●	●	●
SIRIUS Satellite Radio ¹	●	●	●	●
Cellular Telephone Preparation with Bluetooth Adaptor	●	●	●	●
LINGUATRONIC voice control	●	●	●	●

INDIVIDUAL EQUIPMENT (SELECTION)

	CL550	CL600	CL63 AMG	CL65 AMG
EXTERIOR				
19" 9-twin spoke alloy wheels	●	●	-	-
AMG 19" 5-spoke alloy wheels	○ ²	○ ²	-	-
AMG 20" 5-spoke alloy wheels	-	-	●	-
AMG 20" 5-twin spoke forged alloy wheels	-	-	○ ²	-
AMG 20" 5-spoke alloy wheels	-	-	-	●
Active Bi-Xenon headlamps with washers and cornering lights	●	●	●	●
Electronic parking brake with convenience release function	●	●	●	●
Remote trunk release with power-assisted soft closure	●	●	●	●
Electronically adjustable heated exterior mirrors with turn signal indicators and power folding function	●	●	●	●
Tinted infrared reflecting glass	●	●	●	●
Heated windshield washer system with two-stage rain-sensing windshield wipers	●	●	●	●
INTERIOR				
14-way power adjustable heated front seats with 3-position memory	●	-	-	-
Multicontour front seats	-	-	●	-
Drive-Dynamic multicontour front seats with massage function	○ ²	●	○ ²	●
Climate Comfort front seats (heated and ventilated, with perforated leather)	○ ²	●	●	●
Burl Walnut wood trim (high-gloss)	●	○	●	●
Natural Poplar wood trim	-	●	-	-
Burl Walnut wood trim (matte)	○	○	○ ³	○

INDIVIDUAL EQUIPMENT (SELECTION)	CL550	CL600	CL63 AMG	CL65 AMG
Dark Ash wood trim	○	○	○	○
AMG Carbon Fibre trim	-	-	○ ²	-
PASSION Leather upholstery	●	-	●	-
Exclusive PASSION Leather upholstery	-	-	-	●
Exclusive PASSION Leather upholstery with <i>designo</i> styling	-	●	-	-
<i>designo</i> Alcantara roof liner	-	-	●	●
Leather/Burl Walnut heated steering wheel	●	●	-	-
Steering wheel shift paddles	-	-	●	●
Power-tilt/sliding glass sunroof	●	●	●	●
THERMOTRONIC automatic climate control	●	●	●	●
Auto-dimming mirrors (rearview and driver's side)	●	●	●	●
Ambient lighting	●	●	●	●
Pneumatic rear headrests	●	●	●	●
Power-tilt/telescoping steering column with 3-position memory	●	●	●	●
Power windows with one-touch express up and down	●	●	●	●
Power rear window sunshade	●	●	●	●
CONVENIENCE				
SmartKey with panic button	●	●	●	●
KEYLESS-GO	○ ²	●	○ ²	●
PARKTRONIC	●	●	●	●
Advanced Parking Guidance ⁴	○ ²	○ ²	○ ²	○ ²
Integrated garage door opener	●	●	●	●
Continuously variable doorhold system	●	●	●	●
Locator lighting with headlamp switch-off delay	●	●	●	●

INDIVIDUAL EQUIPMENT (SELECTION)	CL550	CL600	CL63 AMG	CL65 AMG
Steering wheel moves up automatically for easier entry and exit (EASY-ENTRY)	●	●	●	●
Cruise control	●	●	●	●
DISTRONIC PLUS Adaptive Cruise Control	○ ²	○ ²	○ ²	○ ²
SAFETY				
Dual-front, side (front and rear), window curtain air bags and knee air bag (driver's side only)	●	●	●	●
Four 3-point seat belts; front height-adjustable, rear with automatic belt-height adjustment	●	●	●	●
Belt tensioners with belt-force limiters	●	●	●	●
ISOFIX child seat mounts	●	●	●	●
TeleAid Emergency Calling System ⁵	●	●	●	●
Anti-theft alarm system with tow-away protection	●	●	●	●
Tire Pressure Monitoring System	●	●	●	●
Rear view camera	●	●	●	●
Night View Assist	○ ²	○ ²	○ ²	●
Blind spot monitoring ⁴	○ ²	○ ²	○ ²	○ ²
● Standard ○ Optional - Not Available				

¹Monthly subscription required for service. ²Available as part of an option package. ³Not available in conjunction with AMG Performance Package. ⁴Delayed availability, please see dealer for details. ⁵First year's monitoring provided at no cost with subscription. Subscription is required for service to be active. TeleAid operates only where cellular and Global Positioning System coverage is available.

PREMIUM PACKAGES

	CL550	CL600	CL63 AMG	CL65 AMG
CL550: Drive-Dynamic multicontour front seats. Climate Comfort front seats. Night View Assist. KEYLESS-GO.	○	-	-	●
CL63 AMG: Drive-Dynamic multicontour front seats. Night View Assist. KEYLESS-GO.	-	-	○	●

OPTION PACKAGES

	CL550	CL600	CL63 AMG	CL65 AMG
AMG SPORT PACKAGE: AMG-design front air dam, side skirts and rear apron. AMG 19" 5-spoke alloy wheels. Performance tires.	○	-	-	-
AMG PERFORMANCE PACKAGE: AMG 20" 5-twin spoke forged alloy wheels. Performance Package. Electronic speed limiter deletion. AMG Carbon Fibre Trim.	-	-	○	-
DISTRONIC PLUS PACKAGE: DISTRONIC PLUS Adaptive Cruise Control. Advanced Parking Guidance ¹ . Blind Spot Monitoring ¹ .	○	-	○	○
TECHNOLOGY PACKAGE: DISTRONIC PLUS Adaptive Cruise Control. Night View Assist. Advanced Parking Guidance ¹ . Blind Spot Monitoring ¹ .	-	○	-	-

● Standard ○ Optional - Not Available

¹Delayed availability, please see dealer for details.





CL 6300

AMG style through and through.

The CL550 is a prime example of driving excellence. And the AMG Sport Package makes that excellence even better. The newly rakish stance gives the CL550 a silhouette that appears poised to spring forward. From its more aggressive front air dam to its aerodynamically sculpted rear bumper, the CL550 with the AMG Sport Package wears its strength on its sleeve. Low, streamlined moldings enhance its profile, while AMG 19" alloy wheels with a signature 5-spoke design round out the emboldened look and performance.

The beautifully sculpted grooves of the AMG Package tail apron may be the only view others get of your CL-Class.





Make the most of your CL-Class.



Beyond our legendary standard features and attractive options is an array of practical and elegant accessories. These genuine Mercedes-Benz finishing touches refine the power, style and convenience of your CL-Class. From a Bluetooth adaptor that keeps you connected to AMG 20" accessory wheels, no detail is too small from keeping your vehicle all it can be.

iPod® Integration Kit

You've spent time carefully filling your iPod® with the great music you love. Now you can enjoy every minute of every song as you cruise in your CL-Class, courtesy of the iPod® Integration Kit.



Chrome mirror housing

These high-shine exterior housings perfectly complement our range of coordinated exterior refinements.



Door sill panels

High quality door sill panels made from ground stainless steel offer a significant upgrade in the first impressions department. Each of the two-panel set features chrome-backed Mercedes-Benz lettering with glass inlay.



AMG 20" accessory wheels

Sporty yet beautiful, these accessory AMG 20" 5-spoke wheels ideally complement the self-assured style of your CL-Class.





	CL550	CL600	CL63 AMG	CL65 AMG
Engine type	DOHC 32-valve V-8	SOHC bi-turbo 36-valve V-12	DOHC 32-valve V-8	SOHC bi-turbo 36-valve V-12
Total displacement	5,461-cc	5,513-cc	6,208-cc	5,980-cc
Net power	382 hp @ 6,000 rpm	510 hp @ 5,000 rpm	518 hp @ 6,800 rpm	603 hp @ 4,800 rpm
Net torque	391 lb-ft @ 3,000 rpm	612 lb-ft @ 1,800-3,500 rpm	465 lb-ft @ 5,200 rpm	738 lb-ft @ 2,000-4,000 rpm
Acceleration ¹ , 0-100 km/h	5.4 seconds	4.6 seconds	4.6 seconds	4.4 seconds
Approximate top speed ²	250 km/h	250 km/h	250 km/h	250 km/h
Tires, front rear	255/40 R 19 275/40 R 19	255/40 R 19 275/40 R 19	255/35 R 20 275/35 R 20	255/35 R 20 275/35 R 20
Fuel economy ³ , combined city/highway estimate	9.7-15.4 L/100 km	11.5-18.4 L/100 km	To be determined	To be determined
Fuel tank capacity	90.0 litres (with 11.0-litre reserve)	90.0 litres (with 11.0-litre reserve)	90.0 litres (with 11.0-litre reserve)	90.0 litres (with 11.0-litre reserve)
Fuel requirement	Premium unleaded gasoline	Premium unleaded gasoline	Premium unleaded gasoline	Premium unleaded gasoline
Dimensions ⁴				
Wheelbase	116.3 in/2,955 mm	116.3 in/2,955 mm	116.3 in/2,955 mm	116.3 in/2,955 mm
Overall length	199.4 in/5,065 mm	199.4 in/5,065 mm	200.2 in/5,084 mm	200.2 in/5,084 mm
Overall height	55.8 in/1,418 mm	55.9 in/1,419 mm	55.8 in/1,418 mm	55.9 in/1,419 mm
Overall width incl. mirrors	84.2 in/2,139 mm	84.2 in/2,139 mm	84.2 in/2,139 mm	84.2 in/2,139 mm
Curb weight	4,485 lb/2,035 kg	4,890 lb/2,220 kg	4,597 lb/2,085 kg	5,016 lb/2,275 kg
Trunk capacity	17.3 cu ft/490 litres	17.3 cu ft/490 litres	17.3 cu ft/490 litres	17.3 cu ft/490 litres

¹Stated rates of acceleration are based on manufacturer's track results and may vary depending upon model, environmental and road surface conditions, driving style, elevation and vehicle load. ²Electronically limited. ³These estimates are based on Transport Canada testing methods. The actual fuel consumption of this vehicle may vary. Refer to the *Fuel Consumption Guide*. ⁴Dimensions shown are for models with standard equipment.



A passion for things done right.

It's what you expect from Mercedes-Benz. A passion for craftsmanship and attention to detail is what sets Mercedes-Benz apart from all other manufacturers. This passion drives us to set new standards in design, performance, comfort and safety. To continually build on the legendary traditions of Mercedes-Benz. And to provide you with an ownership experience unlike any other, including the valuable benefits described below.

24-hour Roadside Assistance

During the basic warranty coverage of 48 months and the time duration of the optional Extended Limited Warranty, Mercedes-Benz Roadside Assistance will be at your service. We'll bring you some gas, replace a flat tire with your spare, or jumpstart your car. In the event of a mechanical breakdown, if attempts by our Roadside Assistance technician have not made your vehicle safely operable, towing service will be provided to the nearest Mercedes-Benz dealership. Assistance is available 24 hours a day, every day, to anyone driving a Mercedes-Benz anywhere in Canada or the continental U.S.¹

Wear and tear coverage

For 24 months or 40,000 km (whichever comes first) many items normally considered "wear and tear", such as light bulbs, brake pads and discs, are covered. If necessary, an authorized Mercedes-Benz dealer will replace these parts at no charge to you.

Mercedes-Benz warranties

The Mercedes-Benz New Vehicle Limited Warranty covers defects in materials or workmanship for 48 months or 80,000 km, whichever occurs first. To widen your window of confidence, you can opt for a Mercedes-Benz Extended Limited Warranty as well.²

Customer service

Owning a Mercedes-Benz means that when you have a question, we're here to help. Customer Service is open from 9 a.m. to 5 p.m. EST, Monday through Friday, and is staffed with knowledgeable Mercedes-Benz people who can talk you through the finer points of working your car's audio system – or even assist you in locating the nearest Mercedes-Benz dealership. Just call 1-800-387-0100. It's that simple.

Trip interruption reimbursement

If a breakdown covered by your New Vehicle Limited Warranty occurs more than 80 km from your home, leaves your Mercedes-Benz vehicle inoperable or unsafe to drive, and requires overnight repairs, we've got you covered. You will be reimbursed up to \$500 for hotel accommodations and up to \$600 for alternate travel expenses per incident while your car is being repaired at an authorized Mercedes-Benz dealership.

**Log on to learn more at
mercedes-benz.ca**

Looking for more Mercedes-Benz information? Visit mercedes-benz.ca to open an online window to Mercedes-Benz Canada. Get information about any model, including financing and leasing options, upcoming vehicles, or purchase Mercedes-Benz the Collection gifts and personal accessories. Our website also offers details about the Mercedes-Benz Extended Limited Warranty, Mercedes-Benz Ownership, and the history of Mercedes-Benz.



¹Vehicle must be accessible from main roads. Roadside Assistance may involve charges for parts, service and towing. Depending on the circumstances, these services may be provided by an outside service provider, courtesy of Mercedes-Benz Roadside Assistance. For full details of the Roadside Assistance Program, please see your dealer. ²Please see your dealer for warranty details as well as for terms, conditions and pricing for extended warranty options.



Mercedes-Benz

© 2007 Mercedes-Benz Canada Inc.

All illustrations and specifications contained in this brochure are based on the latest product information available at the time of publication.

Mercedes-Benz Canada reserves the right to make changes at any time, without notice, in colours, materials, equipment, specifications and models.

Any inaccuracies in colours shown are due to reproduction variations of the printing process. Some vehicles may be shown with non-Canadian equipment.

Some vehicles may be shown without side marker lights. Some vehicles are shown with optional equipment available at extra cost.

Some optional equipment may not be available on all models. For current information regarding the range of models, standard features,

optional equipment and/or colours available in Canada and their pricing, contact your nearest authorized Mercedes-Benz dealer

or visit mercedes-benz.ca. harman/kardon and LOGIC7 are registered trademarks of Harman International Industries Inc.

iPod is a registered trademark of Apple Computer, Inc.

Printed in Canada
MBC-07-CL08-2600

Mercedes-Benz Canada Inc. 98 Vanderhoof Avenue. Toronto, Ontario M4G 4C9

1-800-387-0100

www.mercedes-benz.ca