

The First 1000 Miles (1500 km)

The more cautiously you treat your vehicle during the break-in period, the more satisfied you will be with its performance later on. Therefore, drive your vehicle during the first 1000 miles (1500 km) at moderate vehicle and engine speeds.

During this period, avoid heavy loads (full throttle driving) and excessive engine speeds (no more than $\frac{2}{3}$ of maximum permissible speed in each gear as indicated on the speedometer).

Avoid accelerating by kickdown. It is not recommended to brake the vehicle by manually shifting to a lower gear. We recommend to select positions "3", "2" or "B" (for model E 420) only at moderate speeds (for hill driving).

After 1000 miles (1500 km) speeds may gradually be increased to the permissible maximum.

Check Regularly and Before a Long Trip

See Index

Maintenance

We strongly recommend that you have your vehicle serviced by your authorized Mercedes-Benz dealer, in accordance with the Maintenance Booklet.

Failure to have the vehicle maintained in accordance with the Maintenance Booklet may result in vehicle damage not covered by the Mercedes-Benz Limited Warranty.

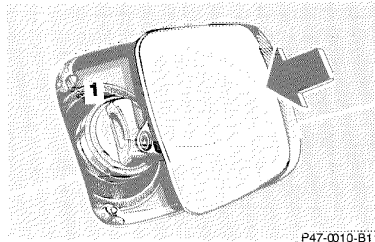
Radio Transmitters

Warning!

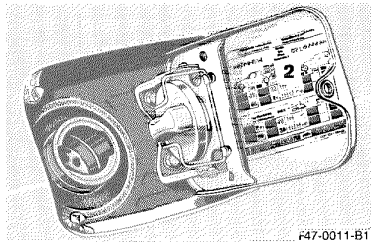
Never operate radio transmitters, such as a portable telephone or a citizens band unit, equipped with a built-in or attached antenna, from inside the passenger compartment while the engine is running. Doing so could lead to a malfunction of the engine's electronic system, possibly resulting in an accident and personal injury.

Radio transmitters, such as a portable telephone or a citizens band unit should only be used inside the passenger compartment, if they are connected to a Mercedes-Benz approved antenna that is installed on the outside of the vehicle.


Check Regularly and Before a Long Trip



P47-0010-B11



F47-0011-B11



P010036-B24A

The engine compartment of Model E 320 is illustrated.

1 Fuel Supply: To add fuel turn cap to the left and hold on to it until possible pressure in tank has been released, then remove the cap. Failure to do so could result in personal injury.

2 Tire Inflation Pressure: Check at least every two weeks. For details see Index.

3 Coolant Level: See Index.

4 Windshield Washer System and Headlamp Cleaning System: See Index.

5 Engine Oil Level: See Index.

6 Brake Fluid: See Index.

Vehicle Lighting: Check function and cleanliness. For replacement of light bulbs, see Index.