


Wind Screen

The wind screen is most effective when all four side windows are fully raised.

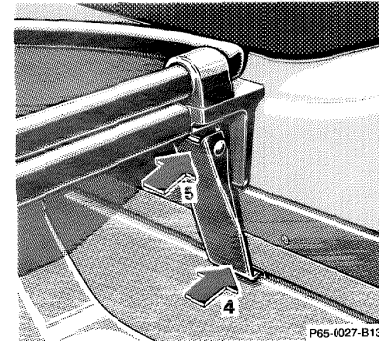
Warning!

To prevent personal injury, remove wind screen if rear seats are to be occupied by passengers.



Installation:

1. Unfold cover (1).
2. Insert tabs (2) of cover in rear seat belt outlets and rest front of cover (3) on side trim panels.




3. Insert quick clamp in side trim panel (4) and close it at the top (5).



Setting up:

Fold top of wind screen up and forward against its internal stop.



Removal:

1. Fold down top of wind screen.
2. Open quick clamp at the top (1) and remove wind screen towards the front.

Storing:

Place folded wind screen with cover facing down in retainers in trunk and secure it with the provided elastic strap.