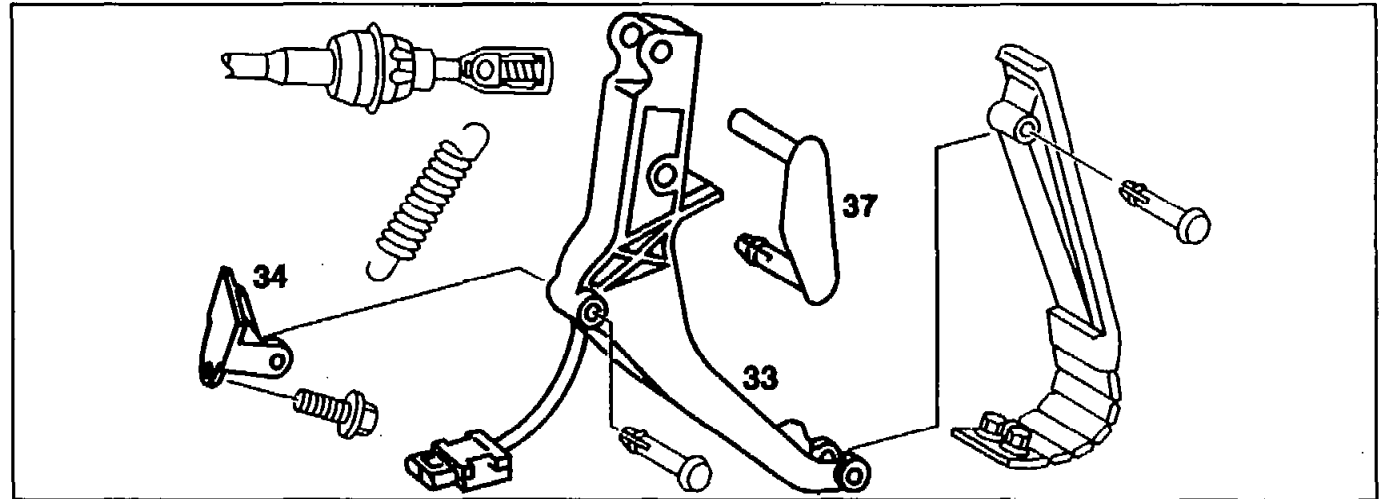




<b>J6</b>	AR30.12-P-3022B	<b>Removing and installing firewall pivot point together with accelerator pedal lever</b>	<b>15.12.94</b>
-----------	-----------------	---	-----------------

**MODEL 170, 208, 210**

- 33 Accelerator pedal lever
- 34 Firewall pivot point
- 37 Bracket with expanding bolt



P30.12-0203-04

Fig. item, etc.	Work instructions		
	Remove accelerator pedal, install		AR30.12-P-1321D <b>H6</b>
	Check accelerator control, adjust	Engine 104.945/995 Engine 111.921/942/945/946/970/974 Engine 111.920/940/941/944/960/961/975 up to 31.08.96 Engine 111.943/947/973, 602.982	AR30.10-P-1010DA AR30.10-P-1010G AR30.10-P-1010D

		<p>Engine 111.944/975 as of 01.09.96 ↓  manual transmission  automatic transmission</p> <p>Engine 119.985</p> <p>Engine 604.912, 605.912, 606.912: ↓</p> <p>Engine 604.910, 605.910 /960 in model 202  with automatic transmission 722.4</p> <p>Engine 604.912, 605.912, 606.912 in model  210 with automatic transmission 722.4</p> <p>Engine 602.982, 604, 605, 606.91 with  manual transmission 717.4</p> <p>Engine 602.982, 604, 605, 606.91, 606.962  with automatic transmission 722.6</p> <p>Engine 606.962</p>	<p>AR30.10-P-1010C</p> <p>AR30.10-P-1010CA</p> <p>AR30.10-P-1010EC <b>F6</b></p> <p>AR30.10-P-1010HB</p> <p>AR30.10-P-1010HD</p> <p>AR30.10-P-1010HC</p> <p>AR30.10-P-1010CA</p>
--	--	--	--