

G3

AR47.10-P-4100G

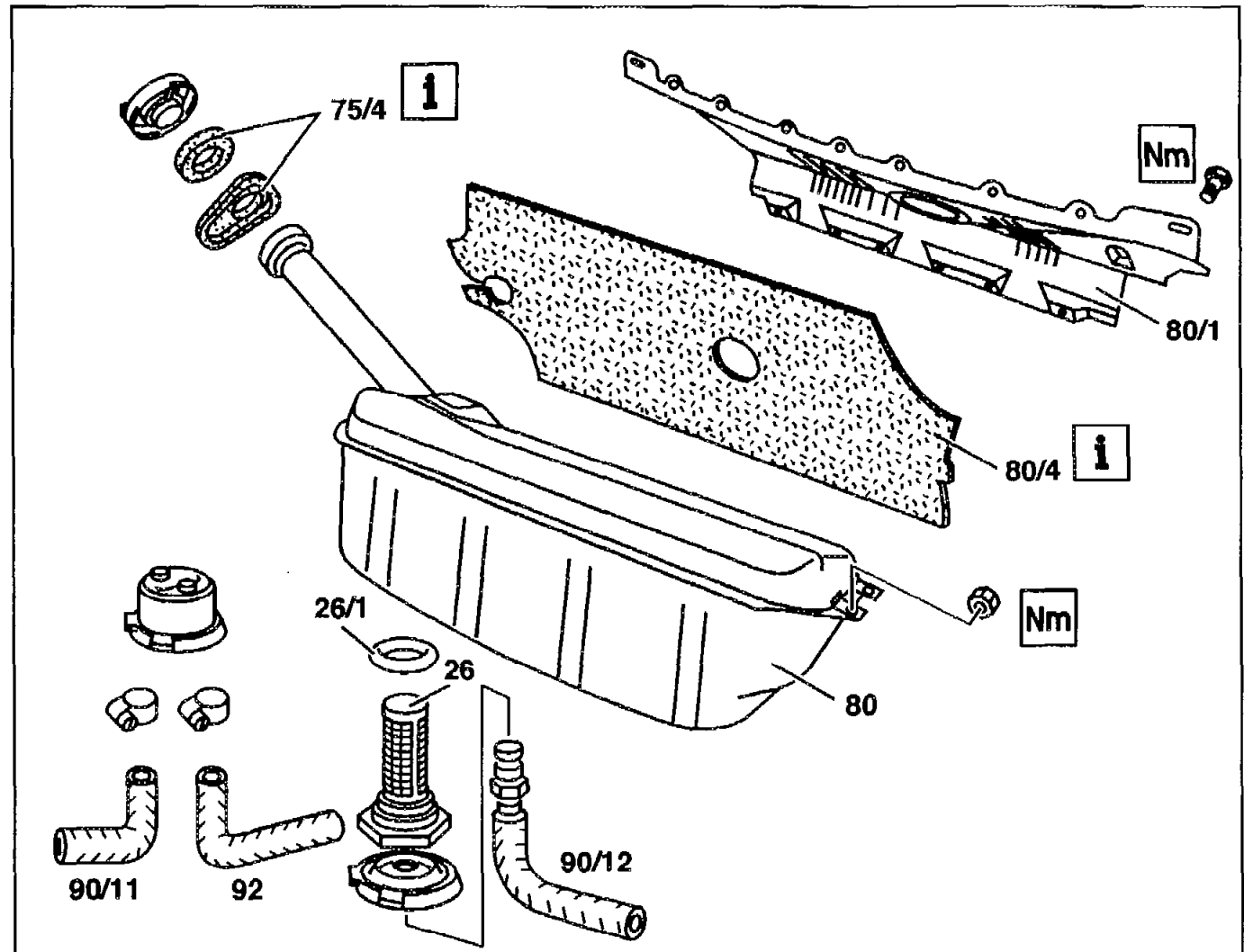
Removing and installing fuel tank










27.2.96

**MODEL 170 with ENGINE 111 except CODE (491) as of Model Year 98 USA version**

**MODEL 170.447 with ENGINE 111.973 except CODE (491) as of Model Year 98 USA version**

- 26 Fuel strainer
- 26/1 O-ring
- 75/4 Cup seals
- 80 Fuel tank
- 80/1 Fuel tank partition panel
- 80/4 Insulation mat
- 90/11 Fuel return flow hose
- 90/12 Fuel hose at suction side with connection fitting
- 92 Vent pipe



	<b>Removing, installing</b>		
 <b>Danger!</b>	<b>Risk of explosion</b> from ignition. <b>Risk of poisoning</b> from inhaling and swallowing fuel. <b>Risk of injury</b> as a result of fuel coming into contact with skin and eyes.	No fire, naked flame or smoking. Pour fuels only into suitable and appropriately marked containers. Wear protective clothing when handling fuel.	AS47.00-Z-0001-01A <b>D17</b>
1	Empty fuel tank, fill	 Pay attention to capacity	AR47.10-P-4001B <b>H1</b> BF47.10-P-1001-01A
2	Remove blind in luggage compartment		
3	Remove fuel tank trim and also right and left side trim of luggage compartment		
4	Take off fuel tank partition panel (80/1)	 Inspect insulation mat (80/4), replace if necessary 	BA47.10-P-1006-01B
5	Unplug connector of fuel gage sensor		
6	Disconnect fuel hose at suction side (90/12), fuel return flow hose (90/11) and vent pipe (92)	 Collect remaining fuel and seal connections  	000 589 71 03 00 BA47.10-P-1004-01B
7	Take out fuel tank (80)	 Inspect cup seals (75/4), replace if necessary	

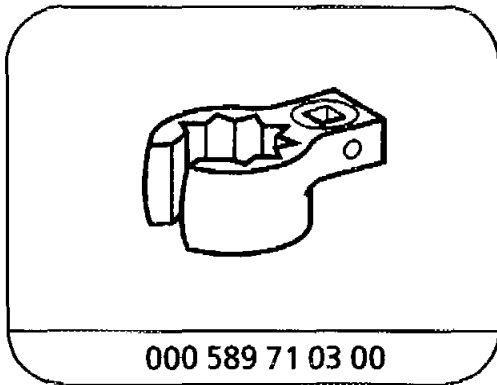
8	Remove fuel strainer (26)	Clean and inspect suitability for reuse <b>Nm</b> <b>i</b> The splash bowl in the fuel tank is secured by 2 bolts to prevent it turning. It is attached to the fuel strainer (26).	BA47.10-P-1001-01B
9	Replace O-ring (26/1)	Oil to facilitate installation	
10	Install in the reverse order		
11	Dispose of fuel tank		OS47.10-P-0001-01A <b>F18</b>

**Nm** Fuel tank

Number	Designation	Model 170
BA47.10-P-1001-01B	Fuel strainer in fuel tank	Nm 40
BA47.10-P-1004-01B	Fuel hose with connection fitting to fuel strainer	Nm 30
BA47.10-P-1006-01B	Fuel tank shield	Nm 10

 Fuel tank

Number	Designation		Model 170
BF47.10-P-1001-01A	Fuel tank capacity	Total capacity      Liters	53
		Reserve capacity      Liters	7



Box wrench insert, Delco R4 and A6