

F2

AR47.10-P-4100B

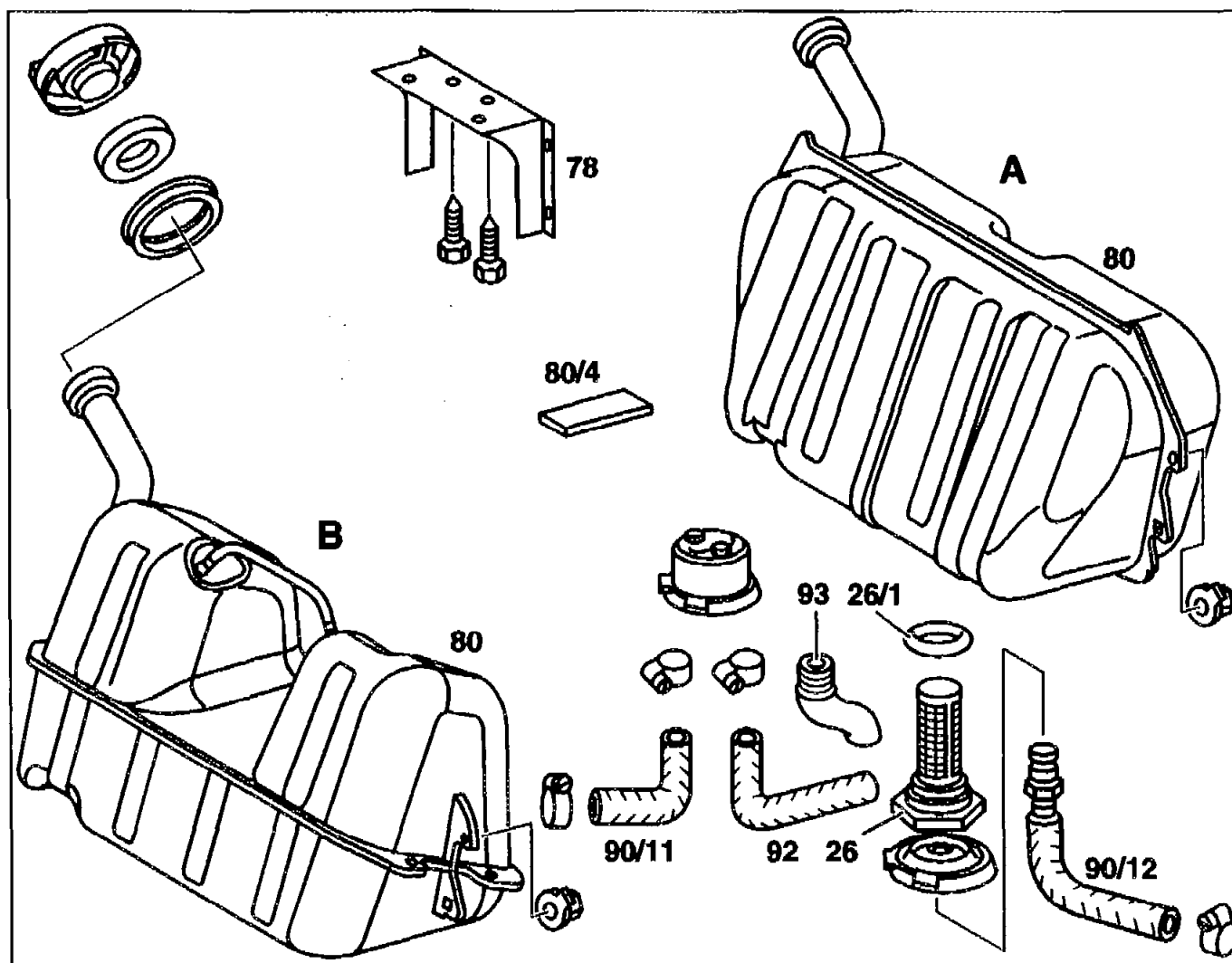
Removing and installing fuel tank









28.11.94


MODEL 210.004 /006 /010 /017 /020 /025 /035 /037 /045 /053 /055 /063 /065 /070 /081 /082**MODEL 210.065 /070 /082 with CODE (491) up to Model Year 97 U.S. version****MODEL 210.074 except CODE (491) as of Model Year 98 U.S. version**

- 26 Fuel strainer
- 26/1 O-ring
- 78 Mounting bracket
- 80 Fuel tank
- 80/4 Sound-deadening strip
- 90/11 Fuel return flow line
- 90/12 Fuel line at suction side with connection fitting
- 92 Vent pipe
- 93 Vent hose (diesel engines only)

- A Without ski bag
- B With ski bag



	Removal, installation		
 Danger!	Risk of explosion from ignition. Risk of poisoning from inhaling and swallowing fuel. Risk of injury as a result of fuel coming into contact with skin and eyes.	No fire, naked flame or smoking. Pour fuels only into suitable and appropriately marked containers. Wear protective clothing when handling fuel.	AS47.00-Z-0001-01A D17
1	Empty fuel tank, fill	 Pay attention to filling quantities.	AR47.10-P-4001B H1 BF47.10-P-1001-01A
2	Remove fuel tank trim and right luggage compartment side trim		
3	Detach fuel line at suction side (90/12), fuel return flow line (90/11) and vent line (92)	 Collect remaining fuel, seal connections.  	000 589 71 03 00 BA47.10-P-1004-01B
4.1	Remove console (78) of ski bag support	On vehicles with ski bag only (through-loading facility) CODE 282a.	
5	Remove fuel tank (80)		
6	Check sound insulation strips (80/4)	Replace, if necessary. Stick on sound insulation strips (self-adhesive).	
7	Remove fuel strainer (26)	 Clean and check suitability for re-use. 	BA47.10-P-1001-01B

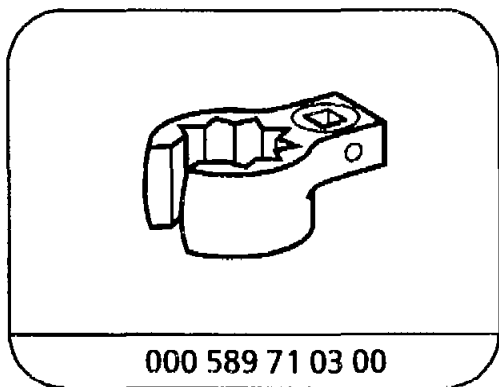
		i The splashpot in the fuel tank is secured by 2 pins to prevent it from rotating. It is fixed with the fuel strainer (26).	
8	Replace O-ring (26/1)	i Lubricate to improve installation.	
9	Install in reverse sequence		
10	Dispose of fuel tank		
 OS	Disposing of fuel tanks		OS47.10-P-0001-01A F18

Nm Fuel tank

Number	Designation	Model 210
BA47.10-P-1001-01B	Fuel strainer in fuel tank	Nm 40
BA47.10-P-1004-01B	Fuel hose with connector to fuel strainer	Nm 30

 Fuel tank

Number	Designation	Models 210.004/006/ 010/017/020/ 025/035/037/045	Models 210.053/ 055/063/065/ 070/072/074/ 081/082	Model 210 with ski bag, code 282 or refrigerator box, code 307	
BF47.10-P-1001-01A	Tank filling quantities	Overall filling quantities	liters 65	80	70
		Reserve filling quantities	liters 8	10	9



Box wrench socket